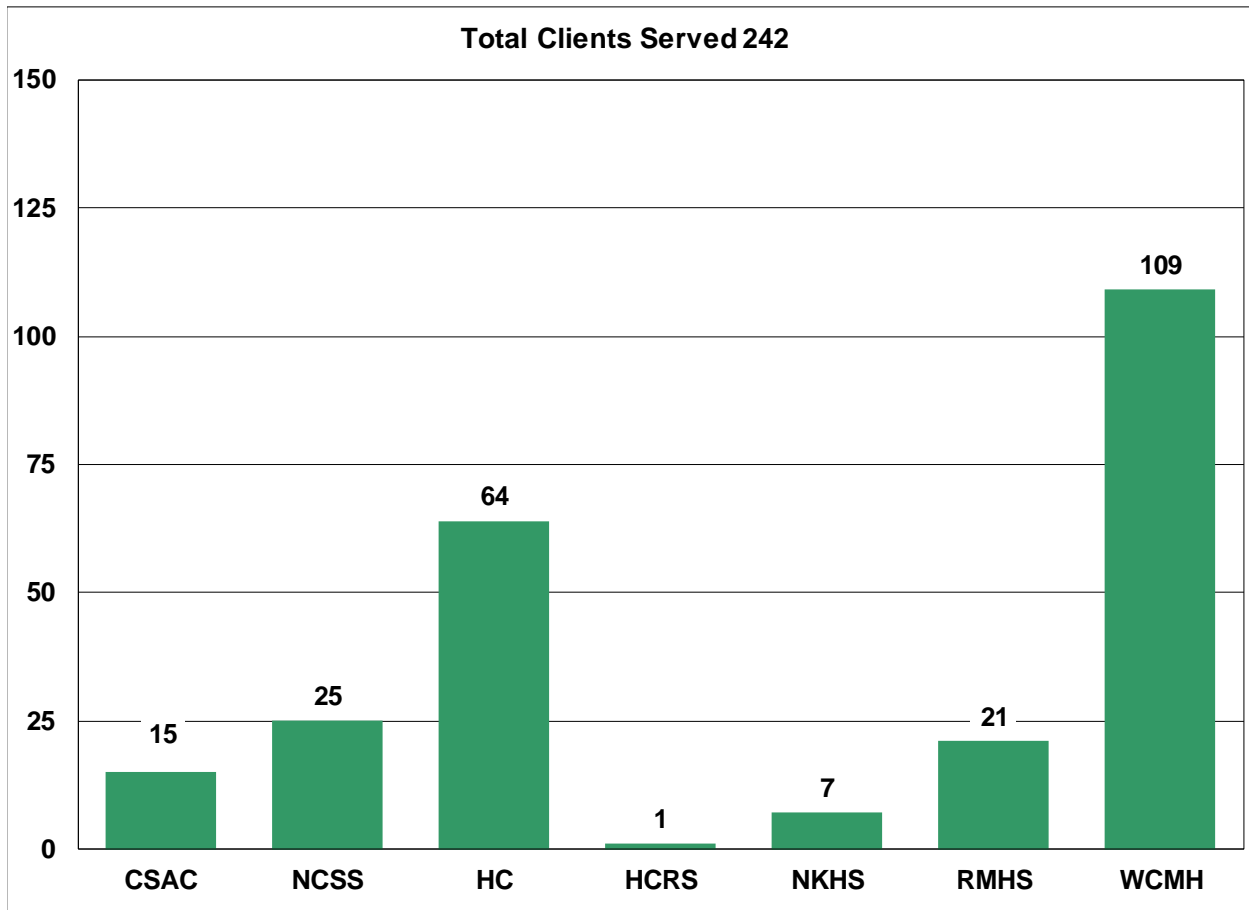


Elder Care Programs

Vermont Designated Agencies - FY2022



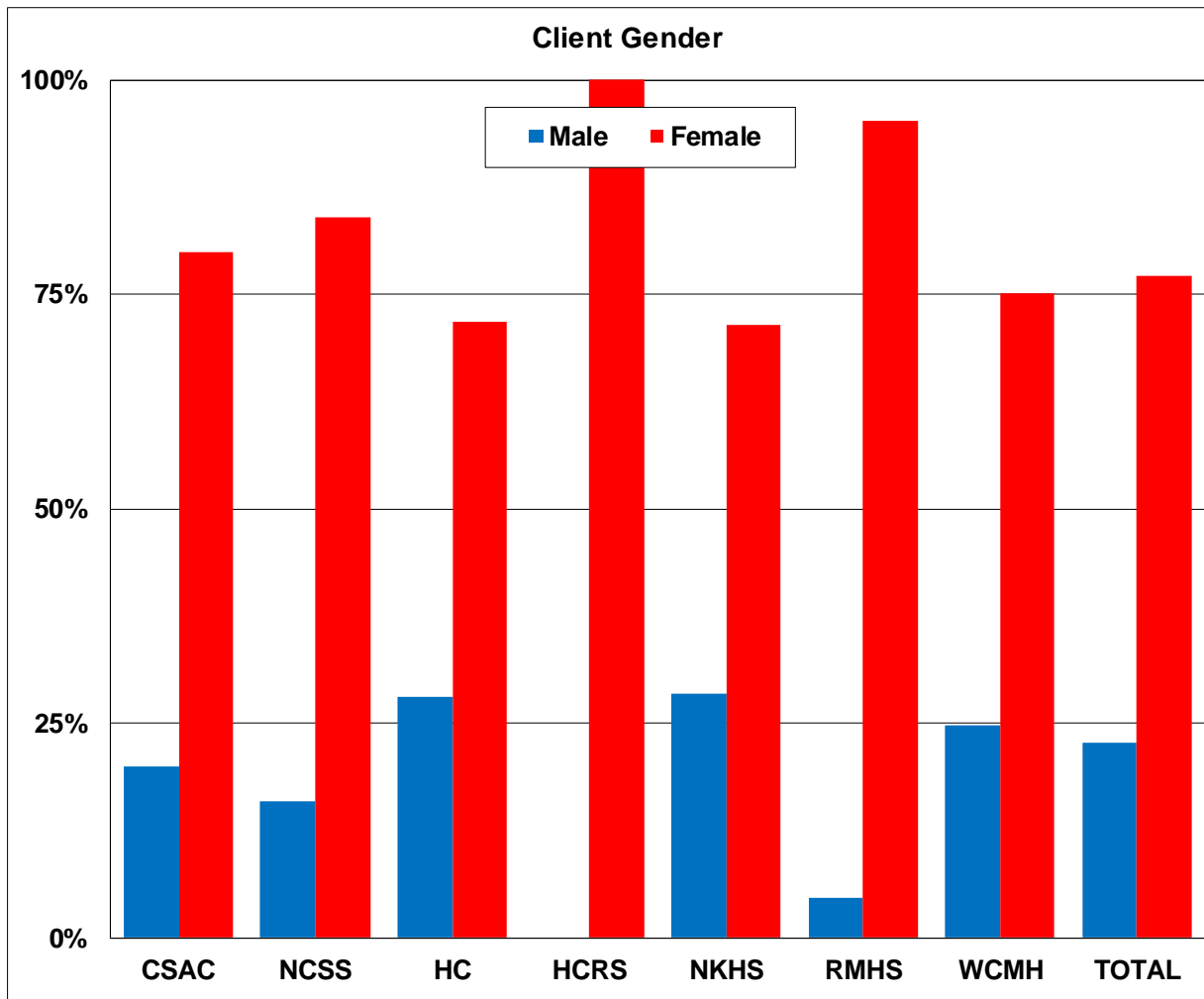
CONTENTS

REPORT 2022

- * Clients Served
 - By Gender
 - By Age
 - By Insurance Coverage
- * Primary and Secondary Diagnoses
- * Problem Checklists
- * Reported Units of Service
- * Reported Service Events
- * Location of Services

Analysis is based on extracts from Monthly Service Reports (MSR) submitted to the Department of Mental Health by its designated agencies. The extract from the MSR database includes July 2021 - June 2022 monthly service records, with an 'Elder Care' Cost Center and Units greater than 0. Analysis includes adults with age reported as 60 and older and individuals with missing date of birth information.

Elder Care Programs Vermont Designated Agencies - FY2022

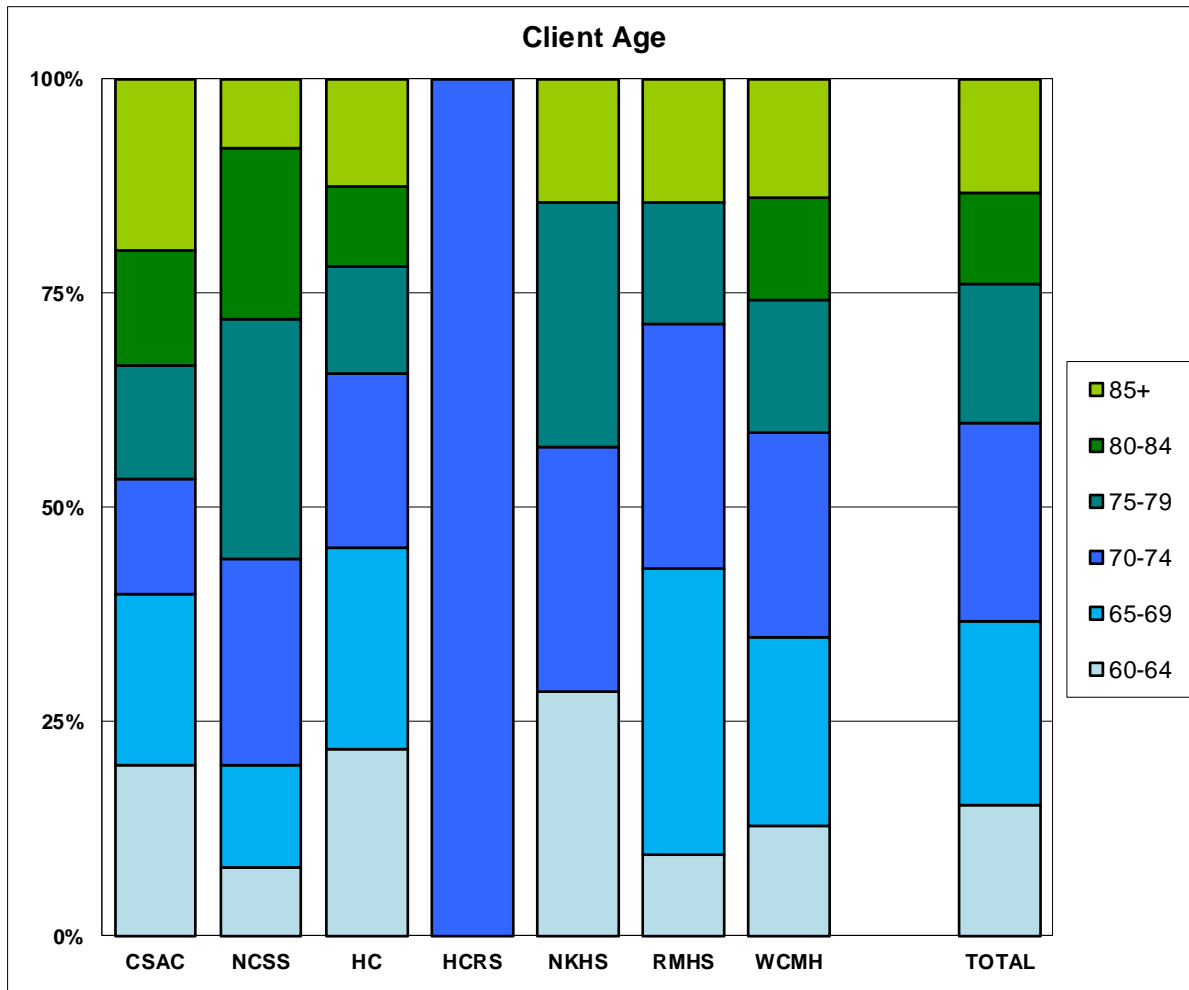


Designated Agency	Clients Served	Male		Female	
		#	%	#	%
CSAC	15	3	20%	12	80%
NCSS	25	4	16%	21	84%
HC	64	18	28%	46	72%
HCRS	1	0	0%	1	100%
NKHS	7	2	29%	5	71%
RMHS	21	1	5%	20	95%
WCMH	109	27	25%	82	75%
TOTAL	242	55	23%	187	77%

Analysis is based on extracts from Monthly Service Reports (MSR) submitted to the Department of Mental Health by its designated agencies. The extract from the MSR database includes July 2021 - June 2022 monthly service records, with an 'Elder Care' Cost Center and Units greater than 0. Analysis includes adults with age reported as 60 and older and individuals with missing date of birth information.

Elder Care Programs

Vermont Designated Agencies - FY2022

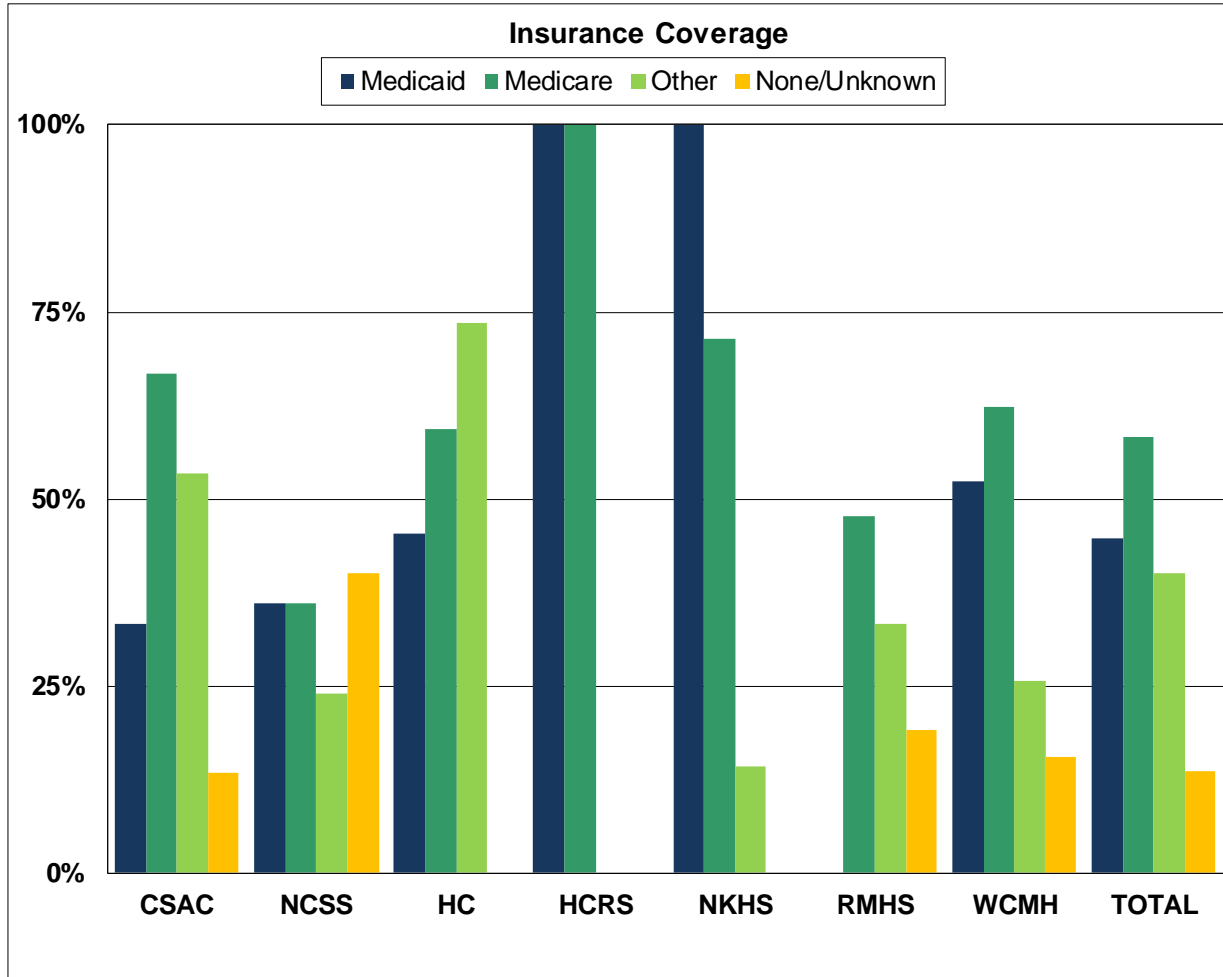


Designated Agency	Clients Served	60-64		65-69		70-74		75-79		80-84		85+	
		#	%	#	%	#	%	#	%	#	%	#	%
CSAC	15	3	20%	3	20%	2	13%	2	13%	2	13%	3	20%
NCSS	25	2	8%	3	12%	6	24%	7	28%	5	20%	2	8%
HC	64	14	22%	15	23%	13	20%	8	13%	6	9%	8	13%
HCRS	1	0	0%	0	0%	1	100%	0	0%	0	0%	0	0%
NKHS	7	2	29%	0	0%	2	29%	2	29%	0	0%	1	14%
RMHS	21	2	0%	7	0%	6	0%	3	0%	0	0%	3	0%
WCMH	109	14	13%	24	22%	26	24%	17	16%	13	12%	15	14%
TOTAL	242	37	15%	52	21%	56	23%	39	16%	26	11%	32	13%

Analysis is based on extracts from Monthly Service Reports (MSR) submitted to the Department of Mental Health by its designated agencies. The extract from the MSR database includes July 2021 - June 2022 monthly service records, with an 'Elder Care' Cost Center and Units greater than 0. Analysis includes adults with age reported as 60 and older and individuals with missing date of birth information.

Elder Care Programs

Vermont Designated Agencies - FY2022



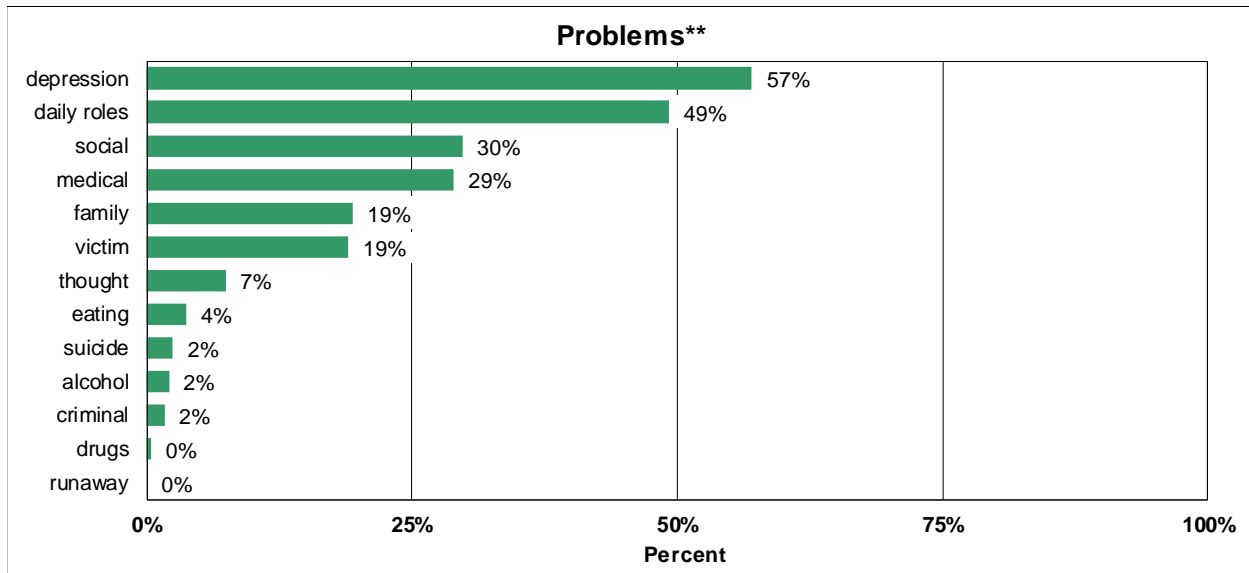
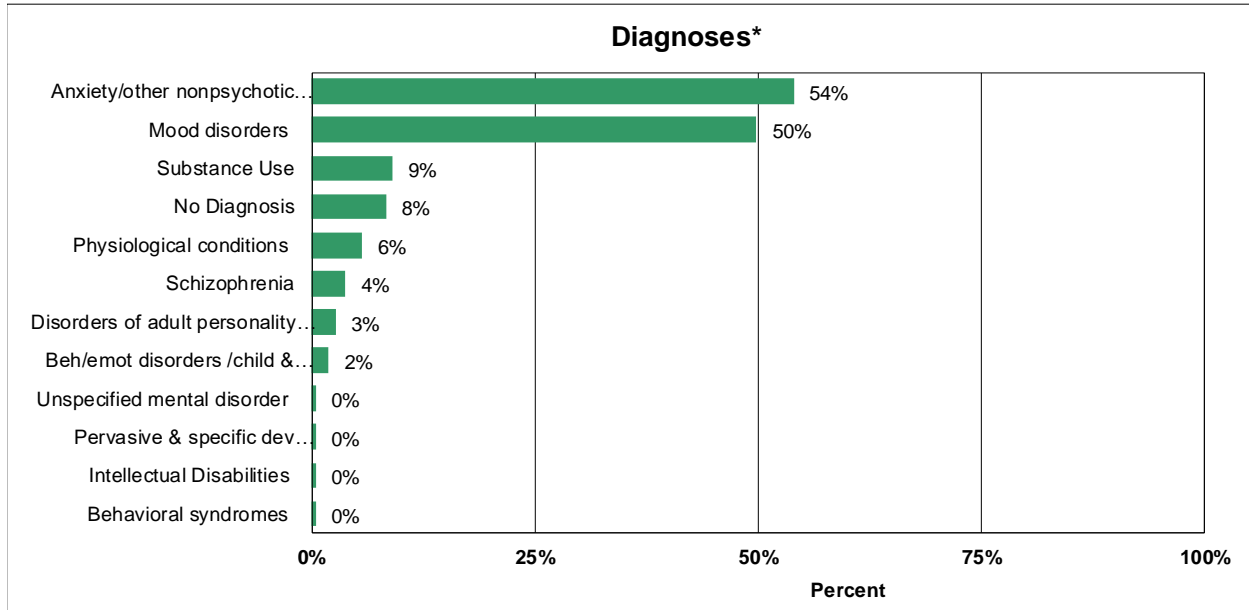
Designated Agency	Clients Served	Medicaid		Medicare		Other		None/Unknown	
		#	%	#	%	#	%	#	%
CSAC	15	5	33%	10	67%	8	53%	2	13%
NCSS	25	9	36%	9	36%	6	24%	10	40%
HC	64	29	45%	38	59%	47	73%	0	0%
HCRS	1	1	100%	1	100%	0	0%	0	0%
NKHS	7	7	100%	5	71%	1	14%	0	0%
RMHS	21	0	0%	0	0%	7	0%	4	0%
WCMH	109	57	52%	68	62%	28	26%	17	16%
TOTAL	242	108	45%	131	54%	97	40%	33	14%

Insurance categories are not mutually exclusive and clients may be counted in more than one category.

Analysis is based on extracts from Monthly Service Reports (MSR) submitted to the Department of Mental Health by its designated agencies. The extract from the MSR database includes July 2021 - June 2022 monthly service records, with an 'Elder Care' Cost Center and Units greater than 0. Analysis includes adults with age reported as 60 and older and individuals with missing date of birth information.

Elder Care Programs

Vermont Designated Agencies - FY2022



*Primary and secondary diagnoses are included. Diagnoses are not mutually exclusive.
 **Problems are based on the problems checklist. Problems are not mutually exclusive.
 ****"No Diagnosis" values are elevated due to the MSR transitioning to ICD-10 in FY2016.

Analysis is based on extracts from Monthly Service Reports (MSR) submitted to the Department of Mental Health by its designated agencies. The extract from the MSR database includes July 2021 - June 2022 monthly service records, with an 'Elder Care' Cost Center and Units greater than 0. Analysis includes adults with age reported as 60 and older and individuals with missing date of birth information.

Elder Care Programs

Vermont Designated Agencies - FY2022

Units of Service

DA	Total Client Services		Planning & Co-ord.		Community Supports		Clinical Assessment		Indiv./Family Therapy	
	Clients	Units	Clients	Units	Clients	Units	Clients	Units	Clients	Units
CSAC	15	139	0	0	0	0	3	6	15	133
NCSS	25	237	0	0	10	14	8	12	23	211
HC	64	793	10	6	16	39	31	55	53	692
HCRS	1	8	1	7	1	1	0	0	0	0
NKHS	7	51	4	3	6	26	4	6	4	16
RMHS	21	171	0	0	14	89	8	11	12	71
WCMH	109	1,980	38	90	80	376	54	68	95	1,446
Total	242	3,379	53	106	127	545	108	158	202	2,570

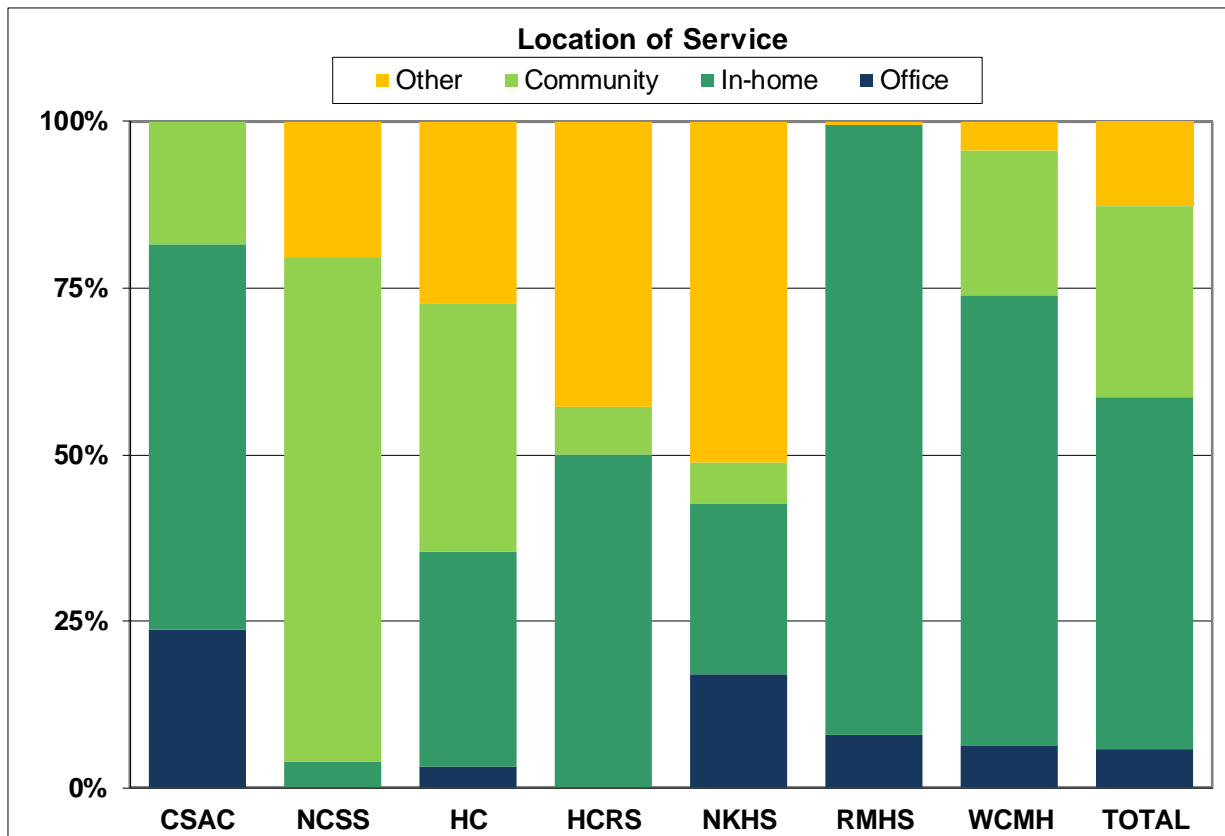
Service Events

DA	Total Client Services		Planning & Co-ord.		Community Supports		Clinical Assessment		Indiv./Family Therapy	
	Clients	Svcs	Clients	Svcs	Clients	Svcs	Clients	Svcs	Clients	Svcs
CSAC	15	147	0	0	0	0	3	6	15	141
NCSS	25	305	0	0	10	24	8	8	23	273
HC	64	1,045	10	21	16	115	31	59	53	850
HCRS	1	14	1	13	1	1	0	0	0	0
NKHS	7	82	4	8	6	53	4	4	4	17
RMHS	21	173	0	0	14	94	8	8	12	71
WCMH	109	2,067	38	147	80	507	54	55	95	1,358
Total	242	3,833	53	189	127	794	108	140	202	2,710

Analysis is based on extracts from Monthly Service Reports (MSR) submitted to the Department of Mental Health by its designated agencies. The extract from the MSR database includes July 2021 - June 2022 monthly service records, with an 'Elder Care' Cost Center and Units greater than 0. Analysis includes adults with age reported as 60 and older and individuals with missing date of birth information. Units of service represents the total hours of services provided, with the exception of MedChecks Therapy, which represents the total number of visits.

Elder Care Programs

Vermont Designated Agencies - FY2022



Designated Agency	Office		In-home		Community		Other	
	#	%	#	%	#	%	#	%
CSAC	35	24%	85	58%	27	18%	0	0%
NCSS	0	0%	12	4%	231	76%	62	20%
HC	32	3%	338	32%	389	37%	286	27%
HCRS	0	0%	7	50%	1	7%	6	43%
NKHS	14	17%	21	26%	5	6%	42	51%
RMHS	14	8%	158	91%	0	0%	1	1%
WCMH	129	6%	1,401	68%	449	22%	88	4%
TOTAL	224	6%	2,022	53%	1,102	29%	485	13%

Analysis is based on extracts from Monthly Service Reports (MSR) submitted to the Department of Mental Health by its designated agencies. The extract from the MSR database includes July 2021 - June 2022 monthly service records, with an 'Elder Care' Cost Center and Units greater than 0. Analysis includes adults with age reported as 60 and older and individuals with missing date of birth information.