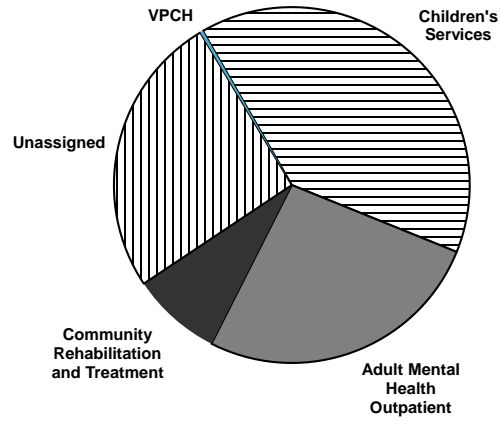


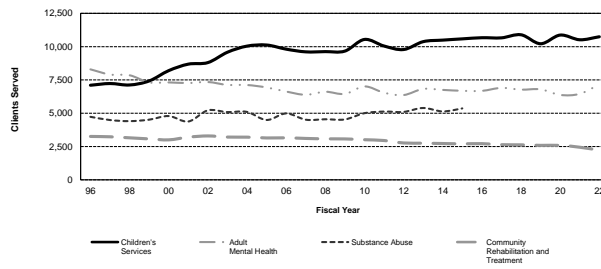
**FY 2022
Statistical
Report**

**VERMONT AGENCY OF HUMAN SERVICES
DEPARTMENT OF MENTAL HEALTH**

**CLIENTS SERVED
by Primary Program Assignment
FY2022**

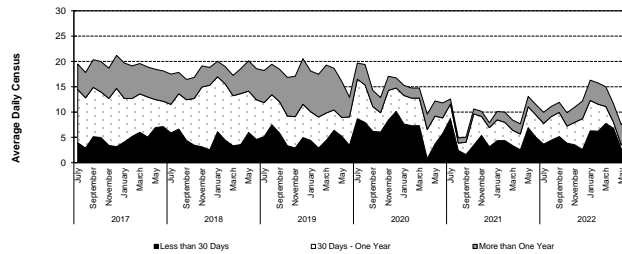


**COMMUNITY PROGRAMS
Clients Served Per Year**



Part 3: Vermont Psychiatric Care Hospital

**Average Daily Census by Length of Stay
FY2017 - FY2022**



VERMONT AGENCY OF HUMAN SERVICES

DEPARTMENT OF MENTAL HEALTH

280 State Drive, NOB 2 North
Waterbury, Vermont 05671-2010

Emily Hawes
Commissioner

FISCAL YEAR 2022

STATISTICAL REPORT

MAY 2023

Prepared by:

Sheila Leno, MS
Research and Statistic Chief

Cindy Chornyak, MS
Christopher Donnelly, PhD
David Horton, MS
Research and Statistics Analysts

INTRODUCTION

The Vermont Department of Mental Health (DMH) Statistical Report presents a systematic, quantitative overview of the clients and services of the Department's service delivery system for FY2022. This report is intended to function as a reference document for administrators, policymakers, and other interested parties. Annual statistical reports have been published since 1985. Together, these reports provide a detailed history of the development of systems of community care for people in need of mental health services and the decline in the amount of publicly funded institutional care.

The report consists of four major statistical sections followed by detailed notes that provide the definitions, methodological specifications, and caveats that are necessary to interpret the statistical results. The first section provides a comparative overview of the major programs. The next two sections provide more detailed descriptions of community service programs and a historical overview of the Vermont State Hospital. The fourth section provides a historical overview of the caseloads of the major community service programs.

The community service data presented in this report were provided by the state's Designated Agencies, and the Vermont Psychiatric Care Hospital (VPCH) inpatient data came directly from the VPCH Electronic Health Record.

All the data in this report should be considered alongside the detailed notes presented in Part 5. Part 5 provides definitions of terms used in this report as well as cautions that should be observed when interpreting the data. The data should then provide a complete and accurate overview of the clients and activities of designated provider agencies.

Part 1 presents an overview of Vermont's service delivery system. The tables provide data on the number and characteristics (both demographic and clinical) of clients served and a summary of services provided. The major community programs include Children's Services, Adult Mental Health Outpatient, Community Rehabilitation and Treatment, and Emergency Services. This report also includes inpatient services provided by the Vermont Psychiatric Care Hospital (VPCH).

On intake at a designated agency, a client is usually assigned to one program (primary program assignment) although individual clients may receive services from more than one program (program of service). Client demographic and clinical characteristics are presented by last reported primary program assignment. Service data are presented by program of service and record the number of service events.

Part 2 presents a more detailed description of community clients and services in four subsections, one for each community program of service. For each of these programs of service, comparative client data are presented, and patterns of service delivery are detailed at the provider level.

Part 3 contains tables regarding individuals who were in the Vermont Psychiatric Care Hospital (VPCH) at any time during FY2021. With the opening of the newly constructed state hospital in FY2015, this section complemented the overall description of state hospital clients and services presented in Part 1 by focusing on patients' legal status, the discharge rates of recently admitted patients, and the length of stay for continuing patients. Information on each of these characteristics is presented by clients' catchment area, age, gender, diagnosis, and type of admission. VPCH opened in July 2014 with a limited number of beds for part of July 2014. The hospital was fully open by August 2015.

Part 4 presents a historical overview of caseloads of the major programs from FY1993 through FY2022, including Children's Services, Adult Mental Health Outpatient, and Community Rehabilitation and Treatment.

Copies of this report and the reports for FY1999 forward are available online at:

<https://mentalhealth.vermont.gov/reports-forms-and-manuals/reports/statistical-reports-and-data>

Requests for additional information or analyses may be directed to:

ahs.dmhip@vermont.gov

ACKNOWLEDGEMENTS

This report is the result of the cooperative efforts of individuals in every part of Vermont's mental health service delivery systems. The Department of Mental Health is indebted to all who contributed to the development and maintenance of the data systems that made this report possible.

The Directors of Vermont's designated agencies and institutions have been responsible for the development and maintenance of their respective Management Information Systems. Their support for the accurate accrual of comparable data has been and continues to be essential.

The Management Information System Database Managers at community service provider agencies and institutions worked closely with Department of Mental Health staff throughout the year to ensure the accuracy of and to identify the shortcomings of the data. Even more important, their continuing efforts to ensure accurate and uniform coding of service and client data, to streamline paper flow, and to make their Management Information Systems a useful management tool were essential to the completeness and accuracy of this report.

The Department of Mental Health thanks the administrators and MIS Database Managers for their cooperation and support.

LIST OF TABLES

Table	Title	Page
PART 1:	OVERVIEW	1
1-1	Number of Clients Served	3
1-2	Clients Served per 1,000 Age-Specific Population	4
1-3	Age of Clients Served	5
1-4	Gender of Clients Served	6
1-5	Annual Family Income of Clients Served	7
1-6	Responsibility for Fee of Clients Served	8
1-7	ICD-10 Diagnosis of Clients Served	9
1-8	Problems of Clients Served	10
1-9	Length of Stay of Clients Served	11
1-10	Clinical Interventions	12
1-10a	Individual, Family, and Group Therapy	13
1-10b	Medication and Medical Support and Consultation Services	14
1-10c	Clinical Assessment Services	15
1-11	Day Services	16
1-12	Service Planning and Coordination	17
1-13	Community Supports	18
1-14	Employment Services	19
1-15a	Emergency/Crisis Assessment, Support, and Referral	20
1-15b	Emergency/Crisis Beds	21
1-16	Housing and Home Supports	22
1-17	Condition of Clients on Termination of Services	23
PART 2:	COMMUNITY PROGRAMS	25
2-1	Program of Service of Clients Served Each Month	27
2-2	Primary Program Assignment of Clients Served Each Month	28
2-3	Age and Gender of Clients Served	29
2-4	Responsibility for Fee of Clients Served	30
2-5	ICD-10 Diagnosis of Clients Served	31
2-6	Length of Stay of Clients Served	32
2A:	Children's Services Programs	33
2A-1	Age and Gender of Clients Served	35
2A-2	Responsibility for Fee of Clients Served	36
2A-3	ICD-10 Diagnosis of Clients Served	37
2A-4	Length of Stay of Clients Served	38
2A-5	Clinical Interventions	39
2A-5a	Individual, Family, and Group Therapy	40
2A-5b	Medication and Medical Support and Consultation Services	41
2A-5c	Clinical Assessment Services	42
2A-6	Service Planning and Coordination	43
2A-7	Community Supports	44
2A-8a	Emergency/Crisis Assessment, Support, and Referral	45
2A-8b	Emergency/Crisis Beds	46
2A-9	Housing and Home Supports	47
2A-10	Respite Services	48

2B:	Adult Mental Health Outpatient Programs	49
2B-1	Age and Gender of Clients Served	51
2B-2	Responsibility for Fee of Clients Served	52
2B-3	ICD-10 Diagnosis of Clients Served	53
2B-4	Length of Stay of Clients Served	54
2B-5	Clinical Interventions	55
2B-5a	Individual, Family, and Group Therapy	56
2B-5b	Medication and Medical Support and Consultation Services	57
2B-5c	Clinical Assessment Services	58
2B-6	Service Planning and Coordination	59
2B-7	Community Supports	60
2B-8	Emergency/Crisis Assessment, Support, and Referral	61
2C:	Community Rehabilitation and Treatment Programs	63
2C-1	Age and Gender of Clients Served	65
2C-2	Responsibility for Fee of Clients Served	66
2C-3	ICD-10 Diagnosis of Clients Served	67
2C-4	Length of Stay of Clients Served	68
2C-5	Clinical Interventions	69
2C-5a	Individual, Family, and Group Therapy	70
2C-5b	Medication and Medical Support and Consultation Services	71
2C-5c	Clinical Assessment Services	72
2C-6	Day Services	73
2C-7	Service Planning and Coordination	74
2C-8	Community Supports	75
2C-9	Employment Services	76
2C-10a	Emergency/Crisis Assessment, Support, and Referral	77
2C-10b	Emergency/Crisis Beds	78
2C-11	Housing and Home Supports	79
2E:	Emergency Service Programs	81
2E-1	Clinical Interventions	83
2E-2	Service Planning and Coordination	84
2E-3	Community Supports	85
2E-4a	Emergency/Crisis Assessment, Support, and Referral	86
2E-4b	Emergency/Crisis Beds	87
PART 3:	VERMONT PSYCHIATRIC CARE HOSPITAL	89
3-1	Average Daily Census: July 2018 through June 2021	91
3-2	Monthly Utilization	92
3-3	Catchment Area and Utilization	93
3-4	Age and Utilization	94
3-5	Gender and Utilization	95
3-6	ICD-10 Diagnosis and Utilization	96
3-7	Legal Status on Admission and Utilization	97
3-8	Type of Admission and Utilization	98
3-9	Catchment Area and Legal Status of Patients Admitted	99
3-10	Age and Legal Status of Patients Admitted	100
3-11	Gender and Legal Status of Patients Admitted	101
3-12	ICD-10 Diagnosis and Legal Status of Patients Admitted	102
3-13	Type of Admission and Legal Status of Patients Admitted	103

3-14	Catchment Area and Discharge Rate of Patients Admitted	104
3-15	Age and Discharge Rate of Patients Admitted	105
3-16	Gender and Discharge Rate of Patients Admitted	106
3-17	ICD-10 Diagnosis and Discharge Rate of Patients Admitted	107
3-18	Legal Status and Discharge Rate of Patients Admitted	108
3-19	Type of Admission and Discharge Rate of Patients Admitted	109
3-20	Catchment Area and Length of Stay of Patients in Residence at End of Year	110
3-21	Age and Length of Stay of Patients in Residence at End of Year	111
3-22	Gender and Length of Stay of Patients in Residence at End of Year	112
3-23	ICD-10 Diagnosis & Length of Stay of Patients in Residence at End of Year	113
3-24	Legal Status and Length of Stay of Patients in Residence at End of Year	114
3-25	Type of Admission and Length of Stay of Patients in Residence at End of Year	115
PART 4: HISTORICAL OVERVIEW		117
4-1	Primary Program Assignments	119
4-2	Children's Services Programs by Designated Agency	120
4-3	Adult Mental Health Outpatient Programs by Designated Agency	121
4-4	Community Rehabilitation & Treatment Programs by Designated Agency	122
PART 5: NOTES		123
Overview		
1.	The Scope of This Report	125
2.	Community Provider Agencies	126
3.	Clients Served	126
4.	Age	128
5.	Income	128
6.	Responsibility for Fee	128
7.	Diagnosis	128
8.	Problems	129
9.	Length of Stay	129
Types of Service		
10.	Clinical Interventions	129
11.	Day Services	130
12.	Service Planning and Coordination	130
13.	Community Supports	130
14.	Employment Services	130
15.	Crisis Services	131
16.	Housing and Home Supports	131
17.	Respite Services	131
18.	Condition on Termination	132
Vermont Psychiatric Care Hospital		
19.	Admissions and Discharges	132
20.	Legal Status	133
21.	Type of Admission	133
22.	Discharge Rate	134
23.	Length of Stay	134

Part 1: Overview

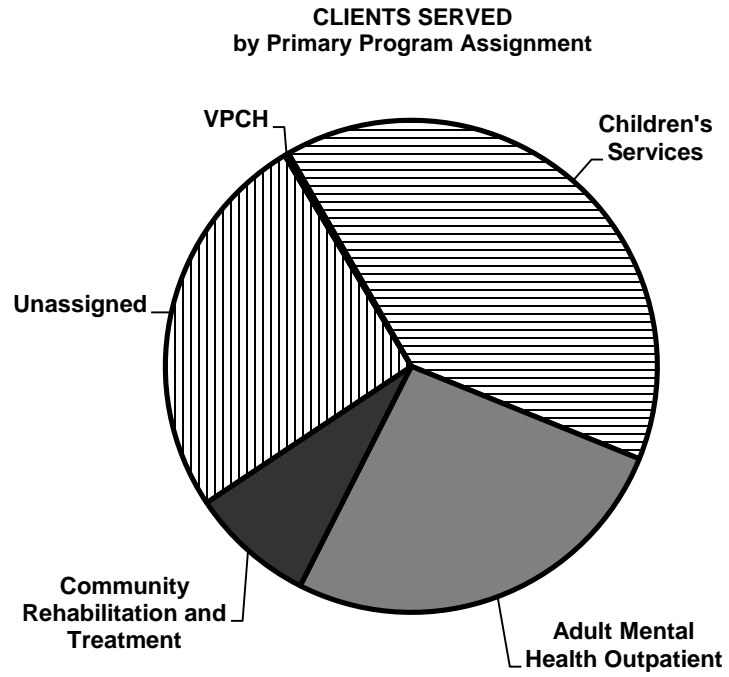


TABLE 1-1
Vermont Agency of Human Services
Department of Mental Health

NUMBER OF CLIENTS SERVED
by Clients' Primary Program Assignment and Designated Agency
Fiscal Year 2022

<u>Designated Agency</u>	<u>Children's Services</u>	<u>Adult MH Outpatient</u>	<u>Community Rehabilitation</u>	<u>Unassigned</u>	<u>VPCH</u>
CSAC (Addison)	903	452	126	67	1
NCSS (Northwest)	1,642	836	197	670	-
HC (Chittenden)	2,662	489	548	3,507	31
LCMH (Lamoille)	384	196	103	388	1
HCRS (Southeast)	1,140	780	307	1,098	10
NKHS (Northeast)	472	1,039	110	365	7
CMC (Orange)	589	750	138	102	1
RMHS (Rutland)	962	490	201	38	0
UCS (Bennington)	544	767	117	379	5
WCMH (Washington)	992	1,229	340	392	18
Northeastern Family Institute	452	-	-	-	-
Pathways	-	136	41	-	-
<u>Total</u>	10,742	7,164	2,228	7,006	75

See notes 1, 2 and 3.

TABLE 1-2
Vermont Agency of Human Services
Department of Mental Health

CLIENTS SERVED PER 1,000 AGE-SPECIFIC POPULATION
by Clients' Primary Program Assignment and Designated Agency
Fiscal Year 2022

<u>Designated Agency</u>	<u>Children's Services^a</u>	<u>Adult MH Outpatient^b</u>	<u>Community Rehabilitation^b</u>	<u>Unassigned^c</u>	<u>VPCH^b</u>
CSAC (Addison)	153.5	14.7	4.1	1.8	<0.5%
NCSS (Northwest)	133.9	18.4	4.3	11.6	-
HC (Chittenden)	90.4	3.5	3.9	20.8	0.2
LCMH (Lamoille)	60.3	9.4	4.9	14.2	<0.5%
HCRS (Southeast)	67.0	9.9	3.9	11.4	0.1
NKHS (Northeast)	42.5	20.1	2.1	5.8	0.1
CMC (Orange)	102.0	27.9	5.1	3.1	<0.5%
RMHS (Rutland)	91.5	9.8	4.0	0.6	-
UCS (Bennington)	77.8	25.3	3.9	10.2	<0.5%
WCMH (Washington)	85.3	22.8	6.3	6.0	<0.5%
<u>Total</u>	91.8	13.6	4.2	10.9	<0.5%

^a Rate based on child population (age 0-17)

^b Rate based on adult population (age 18+)

^c Rate based on total population

See note 1, and particularly notes 2 and 3.

TABLE 1-3
Vermont Agency of Human Services
Department of Mental Health

AGE OF CLIENTS SERVED
by Clients' Primary Program Assignment
Fiscal Year 2022

	<u>Children's Services</u>	<u>Adult MH Outpatient</u>	<u>Community Rehabilitation</u>	<u>Unassigned</u>	<u>VPCH</u>
<u>Age</u>					
0-12	52%	1%	-	7%	-
13-19	42%	3%	<0.5%	18%	1%
20-34	4%	34%	15%	31%	37%
35-49	1%	27%	26%	21%	35%
50-64	1%	23%	38%	15%	17%
65+	<0.5%	12%	20%	7%	9%
Total	100%	100%	100%	100%	100%
<u>Age Data Reported</u>					
Clients	10,738	7,162	2,228	6,850	75
Percent within Program	100%	100%	100%	98%	100%
<u>No Age Data</u>					
Clients	4	2	-	156	-
Percent within Program	<0.5%	<0.5%	-	2%	-
<u>Grand Total</u>	10,742	7,164	2,228	7,006	75

See notes 1, 3 and 4.

TABLE 1-4
Vermont Agency of Human Services
Department of Mental Health

GENDER OF CLIENTS SERVED
by Clients' Primary Program Assignment
Fiscal Year 2022

	<u>Children's Services</u>	<u>Adult MH Outpatient</u>	<u>Community Rehabilitation</u>	<u>Unassigned</u>	<u>VPCH</u>
<u>Gender</u>					
Male	53%	39%	52%	50%	71%
Female	47%	61%	48%	50%	29%
Total	100%	100%	100%	100%	100%
<u>Gender Data Reported</u>					
Clients	10,709	7,145	2,227	6,423	75
Percent within Program	100%	100%	100%	92%	100%
<u>No Gender Data</u>					
Clients	33	19	1	583	-
Percent within Program	<0.5%	<0.5%	<0.5%	8%	-
<u>Grand Total</u>	10,742	7,164	2,228	7,006	75

See notes 1 and 3.

TABLE 1-5
Vermont Agency of Human Services
Department of Mental Health

ANNUAL FAMILY INCOME OF CLIENTS SERVED
by Clients' Primary Program Assignment
Fiscal Year 2022

	<u>Children's Services</u>	<u>Adult Outpatient</u>	<u>Community Rehabilitation</u>	<u>Unassigned</u>	<u>VPCH</u>
<u>Income</u>					
\$ 1 - 9,999	10%	25%	44%	22%	-
\$10,000 - 19,999	19%	31%	42%	27%	-
\$20,000 - 29,999	17%	15%	7%	15%	-
\$30,000 +	54%	29%	7%	36%	-
Total	100%	100%	100%	100%	-
<u>Income Data Reported</u>					
Clients	3,179	3,316	925	605	-
Percent within Program	30%	46%	42%	9%	-
<u>No Income Data</u>					
Clients	7,563	3,848	1,303	6,401	75
Percent within Program	70%	54%	58%	91%	100%
<u>Grand Total</u>	10,742	7,164	2,228	7,006	75

See notes 1, 3 and 5.

TABLE 1-6
 Vermont Agency of Human Services
 Department of Mental Health

RESPONSIBILITY FOR FEE OF CLIENTS SERVED
 by Clients' Primary Program Assignment
 Fiscal Year 2022

	<u>Children's Services</u>	<u>Adult MH Outpatient</u>	<u>Community Rehabilitation</u>	<u>Unassigned</u>	<u>VPCH</u>
<u>Responsibility For Fee</u>					
Medicaid	78%	64%	97%	42%	45%
Medicare	1%	19%	56%	8%	41%
Other Insurance	17%	26%	15%	18%	5%
State Agency	3%	1%	2%	1%	-
Non-Insured/Unknown	9%	13%	1%	40%	15%
Total	10,742	7,164	2,228	7,006	75

See notes 1, 3 and especially 6.

TABLE 1-7
Vermont Agency of Human Services
Department of Mental Health

DIAGNOSIS OF CLIENTS SERVED
by Clients' Primary Program Assignment
Fiscal Year 2022

	<u>Children's Services</u>	<u>Adult MH Outpatient</u>	<u>Community Rehabilitation</u>	<u>Unassigned</u>	<u>VPCH</u>
<u>Diagnosis - ICD 10</u>					
Physiological Conditions	<0.5%	1%	1%	1%	<0.5%
Psychoactive Substance Use	3%	19%	34%	26%	35%
Schizophrenia Other Non-Mood Psychotic Disorders	1%	6%	51%	7%	77%
Mood [Affective] Disorders	21%	48%	44%	36%	24%
Anxiety and Other Nonpsychotic Mental Disorders	73%	67%	37%	54%	32%
Behavioral Syndromes	1%	1%	1%	1%	3%
Disorders of Adult Personality and Behavior	2%	6%	16%	2%	9%
Intellectual Disabilities	3%	2%	1%	3%	<0.5%
Pervasive and Specific Developmental Disorders	12%	2%	2%	2%	-
Behavioral Emotional Disorders/Childhood Adolescence	28%	8%	5%	6%	-
Unspecified Mental Disorder	<0.5%	<0.5%	<0.5%	1%	-
<u>Diagnostic Data Reported</u>					
Clients	9,829	6,550	2,217	5,313	75
Percent within Program	92%	91%	100%	76%	100%
<u>No Diagnostic Data</u>					
Clients	913	614	11	1,693	-
Percent within Program	8%	9%	<0.5%	24%	-
<u>Grand Total</u>	10,742	7,164	2,228	7,006	75

See notes 1, 3 and 7. Includes all primary and secondary DSM V diagnoses.

TABLE 1-8
Vermont Agency of Human Services
Department of Mental Health

PROBLEMS OF CLIENTS SERVED
by Clients' Primary Program Assignment
Fiscal Year 2022

	<u>Children's Services</u>	<u>Adult MH Outpatient</u>	<u>Community Rehabilitation</u>	<u>Unassigned</u>	<u>VPCH</u>
<u>Problem Area</u>					
Mood Disorders	33%	56%	46%	20%	-
Thought Disorders	3%	13%	32%	6%	-
Eating Disorders	5%	8%	6%	3%	-
Medical Somatic	10%	21%	17%	6%	-
Alcohol Abuse	2%	10%	13%	5%	-
Drug Abuse	3%	9%	11%	7%	-
Suicidal Tendencies	12%	14%	17%	12%	-
Problems in Daily Living	52%	52%	40%	21%	-
Social/Interpersonal	44%	35%	34%	15%	-
Marital/Family	28%	30%	20%	10%	-
Runaway	4%	2%	3%	2%	-
Criminal	2%	11%	8%	7%	-
Victim	16%	27%	21%	7%	-
<u>Problem Data Reported</u>					
Clients	7,476	5,439	1,448	2,195	-
Percent within Program	70%	76%	65%	31%	-
<u>No Problem Data</u>					
Clients	3,266	1,725	780	4,811	75
Percent within Program	30%	24%	35%	69%	100%
<u>Grand Total</u>	10,742	7,164	2,228	7,006	75

See notes 1, 3 and 8.

TABLE 1-9
Vermont Agency of Human Services
Department of Mental Health

LENGTH OF STAY OF CLIENTS SERVED
by Clients' Primary Program Assignment
Fiscal Year 2022

	<u>Children's Services</u>	<u>Adult MH Outpatient</u>	<u>Community Rehabilitation</u>	<u>Unassigned</u>	<u>VPCH</u>
<u>Year of Admission</u>					
Current Fiscal	34%	42%	4%	71%	79%
Previous Fiscal	31%	27%	16%	13%	17%
3 - 5 Years Earlier	21%	15%	14%	7%	3%
6 - 10 Years Earlier	9%	9%	19%	2%	-
11+ Years Earlier	4%	7%	48%	6%	-
<u>Length of Stay Data Reported</u>					
Clients	10,602	7,053	2,223	6,859	75
Percent within Program	99%	98%	100%	98%	100%
<u>No Length of Stay Data</u>					
Clients	140	111	5	147	-
Percent within Program	1%	2%	<0.5%	2%	-
<u>Grand Total</u>	10,742	7,164	2,228	7,006	75

See notes 1, 3 and 9.

TABLE 1-10
 Vermont Agency of Human Services
 Department of Mental Health

CLINICAL INTERVENTIONS
 by Program of Service
 Fiscal Year 2022

	<u>Children's Services</u>	<u>Adult MH Outpatient</u>	<u>Community Rehabilitation</u>	<u>Emergency</u>	<u>VPCH</u>
<u>Total</u>					
Clients Served	11,011	7,916	2,525	10,648	75
Number of Nonresidential Services	472,212	109,210	220,482	62,836	-
<u>Clients Receiving Clinical Interventions</u>					
Clients	7,501	6,917	2,154	371	-
Percent within Program	68%	87%	85%	3%	-
<u>Number of Clinical Interventions</u>					
Services	77,958	72,244	32,800	1,089	-
Percent within Program	17%	66%	15%	2%	-
<u>Clinical Interventions per Client</u>					
Average	10	10	15	3	-

See notes 1, 3 and 10.

TABLE 1-10a
Vermont Agency of Human Services
Department of Mental Health

INDIVIDUAL, FAMILY, AND GROUP THERAPY
by Program of Service
Fiscal Year 2022

	<u>Children's Services</u>	<u>Adult MH Outpatient</u>	<u>Community Rehabilitation</u>	<u>Emergency</u>	<u>VPCH</u>
<u>Total</u>					
Clients Served	11,011	7,916	2,525	10,648	75
Number of Nonresidential Services	472,212	109,210	220,482	62,836	-
<u>Clients Receiving Therapy</u>					
Clients	4,497	4,301	721	14	-
Percent within Program	41%	54%	29%	<0.5%	-
<u>Number of Therapy Sessions</u>					
Services	66,963	53,327	14,826	145	-
Percent within Program	14%	49%	7%	<0.5%	-
<u>Therapy Sessions per Client</u>					
Average	15	12	21	10	-

See notes 1, 3 and 10.

TABLE 1-10b
Vermont Agency of Human Services
Department of Mental Health

MEDICATION AND MEDICAL SUPPORT AND CONSULTATION SERVICES
by Program of Service
Fiscal Year 2022

	<u>Children's Services</u>	<u>Adult MH Outpatient</u>	<u>Community Rehabilitation</u>	<u>Emergency</u>	<u>VPCH</u>
<u>Total</u>					
Clients Served	11,011	7,916	2,525	10,648	75
Number of Nonresidential Services	472,212	109,210	220,482	62,836	-
<u>Clients Receiving Medication Services</u>					
Clients	1,102	1,859	1,958	288	-
Percent within Program	10%	23%	78%	3%	-
<u>Number of Medication Services</u>					
Services	5,361	8,391	17,286	674	-
Percent within Program	1%	8%	8%	1%	-
<u>Medication Services per Client</u>					
Average	5	5	9	2	-

See notes 1, 3 and 10.

TABLE 1-10c
 Vermont Agency of Human Services
 Department of Mental Health

CLINICAL ASSESSMENT SERVICES
 by Program of Service
 Fiscal Year 2022

	<u>Children's Services</u>	<u>Adult MH Outpatient</u>	<u>Community Rehabilitation</u>	<u>Emergency</u>	<u>VPCH</u>
<u>Total</u>					
Clients Served	11,011	7,916	2,525	10,648	75
Number of Nonresidential Services	472,212	109,210	220,482	62,836	-
<u>Clients Receiving Clinical Assessment</u>					
Clients	4,634	3,704	625	207	-
Percent within Program	42%	47%	25%	2%	-
<u>Number of Clinical Assessments</u>					
Services	5,634	10,526	688	270	-
Percent within Program	1%	10%	<0.5%	<0.5%	-
<u>Clinical Assessments per Client</u>					
Average	1	3	1	1	-

See notes 1, 3 and 10.

TABLE 1-11
 Vermont Agency of Human Services
 Department of Mental Health

DAY SERVICES
 by Program of Service
 Fiscal Year 2022

	<u>Children's Services</u>	<u>Adult MH Outpatient</u>	<u>Community Rehabilitation</u>	<u>Emergency</u>	<u>VPCH</u>
<u>Total</u>					
Clients Served	11,011	7,916	2,525	10,648	75
Number of Nonresidential Services	472,212	109,210	220,482	62,836	-
<u>Clients Receiving Day Services</u>					
Clients	-	45	182	-	-
Percent within Program	-	1%	7%	-	-
<u>Number of Day Services</u>					
Services	-	889	8,322	-	-
Percent within Program	-	1%	4%	-	-
<u>Day Services per Client</u>					
Average	-	20	46	-	-

See notes 1, 3 and 11.

TABLE 1-12
Vermont Agency of Human Services
Department of Mental Health

SERVICE PLANNING AND COORDINATION
by Program of Service
Fiscal Year 2022

	<u>Children's Services</u>	<u>Adult MH Outpatient</u>	<u>Community Rehabilitation</u>	<u>Emergency</u>	<u>VPCH</u>
<u>Total</u>					
Clients Served	11,011	7,916	2,525	10,648	75
Number of Nonresidential Services	472,212	109,210	220,482	62,836	-
<u>Clients Receiving Service Planning and Coordination Services</u>					
Clients	6,728	1,835	2,063	753	-
Percent within Program	61%	23%	82%	7%	-
<u>Service Planning and Coordination Services</u>					
Services	105,704	8,695	33,187	2,469	-
Percent within Program	22%	8%	15%	4%	-
<u>Service Planning and Coordination Services per Client</u>					
Average	16	5	16	3	-

See notes 1, 3 and 12.

TABLE 1-13
 Vermont Agency of Human Services
 Department of Mental Health

COMMUNITY SUPPORTS
 by Program of Service
 Fiscal Year 2022

	<u>Children's Services</u>	<u>Adult MH Outpatient</u>	<u>Community Rehabilitation</u>	<u>Emergency</u>	<u>VPCH</u>
<u>Total</u>					
Clients Served	11,011	7,916	2,525	10,648	75
Number of Nonresidential Services	472,212	109,210	220,482	62,836	-
<u>Clients Receiving Community Supports</u>					
Clients	7,169	2,777	2,353	2,809	-
Percent within Program	65%	35%	93%	26%	-
<u>Number of Community Supports</u>					
Services	283,416	26,638	137,547	14,257	-
Percent within Program	60%	24%	62%	23%	-
<u>Community Supports per Client</u>					
Average	40	10	58	5	-

See notes 1, 3 and 13.

TABLE 1-14
 Vermont Agency of Human Services
 Department of Mental Health

EMPLOYMENT SERVICES
 by Program of Service
 Fiscal Year 2022

	<u>Children's Services</u>	<u>Adult MH Outpatient</u>	<u>Community Rehabilitation</u>	<u>Emergency</u>	<u>VPCH</u>
<u>Total</u>					
Clients Served	11,011	7,916	2,525	10,648	75
Number of Nonresidential Services	472,212	109,210	220,482	62,836	-
<u>Clients Receiving Employment Services</u>					
Clients	246	63	476	-	-
Percent within Program	2%	1%	19%	-	-
<u>Number of Employment Services</u>					
Services	2,981	593	8,327	-	-
Percent within Program	1%	1%	4%	-	-
<u>Employment Services per Client</u>					
Average	12	9	17	-	-

See notes 1, 3 and 14.

TABLE 1-15a
Vermont Agency of Human Services
Department of Mental Health

EMERGENCY/CRISIS ASSESSMENT, SUPPORT AND REFERRAL
by Program of Service
Fiscal Year 2022

	<u>Children's Services</u>	<u>Adult MH Outpatient</u>	<u>Community Rehabilitation</u>	<u>Emergency</u>	<u>VPCH</u>
<u>Total</u>					
Clients Served	11,011	7,916	2,525	10,648	75
Number of Nonresidential Services	472,212	109,210	220,482	62,836	-
<u>Clients Receiving Emergency/Crisis Services</u>					
Clients	198	99	64	8,632	-
Percent within Program	2%	1%	3%	81%	-
<u>Number of Emergency/Crisis Services</u>					
Services	477	151	299	45,021	-
Percent within Program	<0.5%	<0.5%	<0.5%	72%	-
<u>Emergency/Crisis Services per Client</u>					
Average	2	2	5	5	-

See notes 1, 3 and 15.

TABLE 1-15b
Vermont Agency of Human Services
Department of Mental Health

EMERGENCY/CRISIS BEDS
by Program of Service
Fiscal Year 2022

	<u>Children's Services</u>	<u>Adult MH Outpatient</u>	<u>Community Rehabilitation</u>	<u>Emergency</u>	<u>VPCH</u>
<u>Total</u>					
Clients Served	11,011	7,916	2,525	10,648	75
<u>Clients Receiving Crisis Emergency Beds</u>					
Clients	291	16	44	533	-
Percent within Program	3%	<0.5%	2%	5%	-
<u>Days of Crisis Emergency Bed Services</u>					
Number	2,922	242	1,075	5,170	-
<u>Emergency Bed Services Days per Client</u>					
Average	10	15	24	10	-

See notes 1, 3 and 15.

TABLE 1-16
 Vermont Agency of Human Services
 Department of Mental Health

HOUSING AND HOME SUPPORTS
 by Program of Service
 Fiscal Year 2022

	<u>Children's Services</u>	<u>Adult MH Outpatient</u>	<u>Community Rehabilitation</u>	<u>Emergency</u>	<u>VPCH</u>
<u>Total</u>					
Clients Served	11,011	7,916	2,525	10,648	81
<u>Clients Receiving Housing Services</u>					
Number	95	9	248	111	81
Percent within Program	1%	<0.5%	10%	1%	100%
<u>Days of Housing Services</u>					
Number	14,098	1,637	56,388	534	5,847
<u>Housing Service Days per Client</u>					
Average	148	182	227	5	72

See notes 1, 3 and 16.

TABLE 1-17
Vermont Agency of Human Services
Department of Mental Health

CONDITION OF CLIENTS ON TERMINATION OF SERVICES
by Clients' Primary Program Assignment
Fiscal Year 2022

	<u>Children's Services</u>	<u>Adult MH Outpatient</u>	<u>Community Rehabilitation</u>	<u>Unassigned</u>	<u>VPCH</u>
<u>Condition on Termination</u>					
Improved	81%	72%	46%	55%	-
Unchanged	17%	26%	38%	40%	-
Worse	2%	2%	16%	5%	-
Total	100%	100%	100%	100%	-
<u>Condition on Termination Data Reported</u>					
Number	1,020	443	61	176	-
Percent of Discharged Clients	82%	69%	70%	61%	-
<u>No Condition on Termination Data</u>					
Number	226	197	26	112	-
Percent of Discharged Clients	18%	31%	30%	39%	-
<u>Total Discharges</u>					
Number	1,246	640	87	288	-
Discharge Rate (% of all Clients)	12%	9%	4%	4%	-

See notes 1, 3 and especially 18.

Part 2: Community Programs

COMMUNITY PROGRAMS
Total Caseload by Agency
FY2022

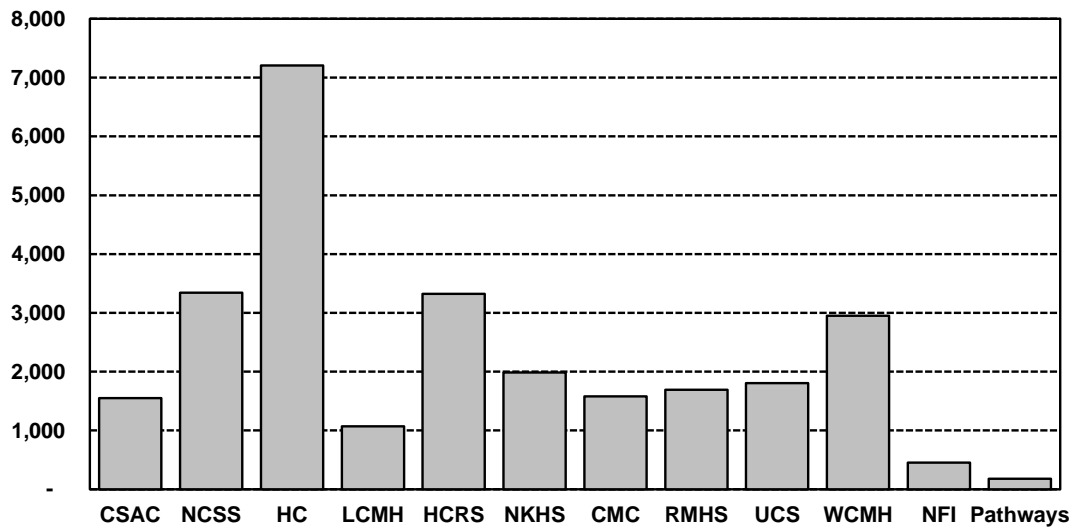


TABLE 2-1
Vermont Agency of Human Services
Department of Mental Health

PROGRAM OF SERVICE OF CLIENTS
Who Were Served Each Month by
Designated Agencies
Fiscal Year 2022

<u>Month</u>	<u>Program of Service</u>				
	<u>Children's Services</u>	<u>Adult MH Outpatient</u>	<u>Community Rehabilitation</u>	<u>Emergency Services</u>	<u>Total</u>
July	5,103	3,120	2,105	1,534	11,862
August	5,636	3,172	2,096	1,541	12,445
September	5,908	3,096	2,087	1,440	12,531
October	6,623	3,229	2,078	1,716	13,646
November	6,560	3,139	2,047	1,570	13,316
December	6,396	3,433	2,049	1,515	13,393
January	6,440	3,498	2,055	1,520	13,513
February	6,299	3,379	2,024	1,465	13,167
March	6,734	3,559	2,092	1,732	14,117
April	6,444	3,427	2,065	1,660	13,596
May	6,467	3,376	2,067	1,601	13,511
June	6,189	3,292	2,049	1,476	13,006
Monthly Average	6,233	3,310	2,068	1,564	13,175

Clients served by more than one program of service during the fiscal year have been counted toward the number of clients served by each program, but only once toward the overall total.

See notes 1 and 3.

TABLE 2-2
 Vermont Agency of Human Services
 Department of Mental Health

PRIMARY PROGRAM ASSIGNMENT OF CLIENTS
 Who Were Served Each Month by
 Designated Agencies
 Fiscal Year 2022

Primary Program Assignment					
<u>Month</u>	<u>Children's Services</u>	<u>Adult MH Outpatient</u>	<u>Community Rehabilitation</u>	<u>Unassigned</u>	<u>Total</u>
July	4,938	3,098	2,047	957	11,040
August	5,455	3,132	2,027	916	11,530
September	5,756	3,086	2,021	883	11,746
October	6,397	3,218	1,996	892	12,503
November	6,330	3,149	1,967	877	12,323
December	6,296	3,217	1,965	865	12,343
January	6,434	3,257	1,951	873	12,515
February	6,330	3,215	1,919	889	12,353
March	6,773	3,398	1,987	914	13,072
April	6,472	3,280	1,964	892	12,608
May	6,500	3,286	1,952	877	12,615
June	6,264	3,275	1,878	813	12,230
Monthly Average	6,162	3,218	1,973	887	12,240

See notes 1 and 3.

TABLE 2-3
Vermont Agency of Human Services
Department of Mental Health

AGE AND GENDER OF CLIENTS SERVED

Community Service Providers
Designated Agencies
Fiscal Year 2022

	Clients <u>Served</u>	<u>Age</u>							<u>Gender</u>		
		<u>0 - 6</u>	<u>7 - 12</u>	<u>13 - 19</u>	<u>20 - 34</u>	<u>35 - 49</u>	<u>50 - 64</u>	<u>65 +</u>	<u>Male</u>	<u>Female</u>	<u>Unknown</u>
OVERALL	27,140	8%	15%	22%	20%	15%	13%	7%	47%	50%	2%
<u>Designated Agency</u>											
CSAC (Addison)	1,548	15%	19%	24%	16%	9%	11%	6%	45%	55%	-
NCSS (Northwest)	3,345	16%	17%	21%	17%	12%	11%	6%	48%	52%	<0.5%
HC (Chittenden)	7,206	6%	14%	24%	22%	16%	12%	6%	47%	45%	8%
LCMH (Lamoille)	1,071	8%	15%	23%	20%	14%	14%	6%	48%	52%	<0.5%
HCRS (Southeast)	3,325	6%	15%	22%	20%	16%	14%	6%	50%	50%	<0.5%
NKHS (Northeast)	1,986	2%	10%	15%	22%	21%	20%	9%	46%	54%	<0.5%
CMC (Orange)	1,579	4%	16%	19%	22%	16%	15%	8%	47%	53%	<0.5%
RMHS (Rutland)	1,691	15%	22%	21%	13%	10%	11%	8%	48%	52%	<0.5%
UCS (Bennington)	1,807	5%	12%	21%	23%	17%	16%	6%	46%	54%	<0.5%
WCMH (Washington)	2,953	6%	12%	19%	21%	18%	15%	10%	47%	53%	<0.5%
Northeastern Family Institute	452	5%	20%	74%	-	-	-	-	37%	63%	-
Pathways	177	-	-	-	16%	39%	41%	5%	60%	37%	3%

See notes 2, 3 and 4.

TABLE 2-4
Vermont Agency of Human Services
Department of Mental Health

RESPONSIBILITY FOR FEE OF CLIENTS SERVED

Designated Agencies

Fiscal Year 2022

	Total Clients Served	Responsibility for Fee				
		Medicaid	Medicare	Other Insurance	State Agency	Unknown/ Uninsured
OVERALL	27,140	67%	12%	19%	2%	17%
<u>Designated Agency</u>						
CSAC (Addison)	1,548	68%	11%	31%	2%	5%
NCSS (Northwest)	3,345	51%	7%	13%	-	39%
HC (Chittenden)	7,206	63%	11%	22%	3%	20%
LCMH (Lamoille)	1,071	51%	10%	8%	<0.5%	42%
HCRS (Southeast)	3,325	76%	15%	22%	4%	6%
NKHS (Northeast)	1,986	90%	23%	16%	-	3%
CMC (Orange)	1,579	67%	12%	25%	2%	9%
RMHS (Rutland)	1,691	85%	14%	18%	<0.5%	3%
UCS (Bennington)	1,807	68%	13%	22%	1%	12%
WCMH (Washington)	2,953	61%	14%	14%	<0.5%	27%
Northeastern Family Institute	452	58%	-	18%	22%	4%
Pathways	177	100%	-	-	-	-

See notes 2, 3 and especially 6.

TABLE 2-5
Vermont Agency of Human Services
Department of Mental Health

DIAGNOSIS OF CLIENTS SERVED

Designated Agencies
Fiscal Year 2022

<u>ICD 10</u>	<i>Total Clients Served</i>	<i>No Dx Data</i>	<i>Physiological Conditions</i>	<i>Psychoactive Substance Use</i>	<i>Schizophrenia Non-Mood Psych Disorders</i>	<i>Mood Disorders</i>	<i>Anxiety Other Nonpsy Mental Disorders</i>	<i>Behavioral Syndromes</i>	<i>Disorders of Adult Personality and Behavior</i>	<i>Intellectual Disabilities</i>	<i>Pervasive Specific Dev Disorders</i>	<i>Beh Emotion Disorder/Child Adol</i>	<i>Unspecified Mental Disorder</i>	<u>Reported N</u>
OVERALL	27,140	12%	1%	15%	8%	34%	64%	1%	4%	3%	6%	15%	<0.5%	23,909
<u>Designated Agency</u>														
CSAC (Addison)	1,548	14%	1%	7%	6%	32%	61%	2%	3%	1%	11%	19%	-	1,332
NCSS (Northwest)	3,345	22%	-	8%	4%	25%	71%	1%	5%	4%	9%	14%	-	2,607
HC (Chittenden)	7,206	18%	1%	25%	9%	30%	59%	1%	3%	4%	8%	16%	1%	5,927
LCMH (Lamoille)	1,071	2%	1%	7%	5%	16%	79%	1%	2%	1%	4%	8%	-	1,054
HCRS (Southeast)	3,325	8%	<0.5%	16%	9%	44%	58%	1%	4%	4%	6%	15%	-	3,045
NKHS (Northeast)	1,986	2%	1%	15%	11%	50%	63%	1%	7%	4%	5%	22%	-	1,955
CMC (Orange)	1,579	6%	1%	16%	6%	31%	70%	1%	9%	1%	3%	11%	-	1,486
RMHS (Rutland)	1,691	4%	1%	14%	9%	35%	70%	1%	6%	1%	5%	19%	1%	1,618
UCS (Bennington)	1,807	1%	1%	13%	5%	35%	69%	1%	4%	1%	4%	14%	2%	1,786
WCMH (Washington)	2,953	16%	1%	13%	10%	31%	61%	-	4%	1%	3%	11%	-	2,495
Northeastern Family Institute	452	6%	0%	2%	2%	54%	66%	-	5%	0%	3%	28%	-	427
Pathways	177	-	1%	1%	19%	27%	47%	-	4%	-	-	1%	-	177

As clients may have as many as four diagnoses reported, diagnostic groups do not represent an unduplicated count of clients served.

See notes 2, 3 and 7.

TABLE 2-6
Vermont Agency of Human Services
Department of Mental Health

LENGTH OF STAY OF CLIENTS SERVED

Designated Agencies
Fiscal Year 2022

	Total Clients Served	No Data	Year of Admission					Reported N
			Current Fiscal Year	Previous Fiscal Year	3 - 5 Years Earlier	6 - 10 Years Earlier	11+ Years Earlier	
OVERALL	27,140	1%	43%	24%	15%	8%	9%	26,737
<u>Designated Agency</u>								
CSAC (Addison)	1,548	1%	31%	18%	26%	12%	12%	1,540
NCSS (Northwest)	3,345	1%	40%	59%	1%	<0.5%	-	3,327
HC (Chittenden)	7,206	2%	44%	16%	16%	9%	16%	7,096
LCMH (Lamoille)	1,071	-	51%	24%	14%	6%	4%	1,071
HCRS (Southeast)	3,325	3%	54%	16%	15%	8%	7%	3,231
NKHS (Northeast)	1,986	<0.5%	31%	14%	21%	13%	20%	1,979
CMC (Orange)	1,579	2%	41%	29%	18%	9%	4%	1,550
RMHS (Rutland)	1,691	3%	38%	22%	24%	9%	6%	1,633
UCS (Bennington)	1,807	3%	52%	31%	11%	3%	3%	1,751
WCMH (Washington)	2,953	<0.5%	43%	21%	19%	9%	8%	2,948
Northeastern Family Institute	452	4%	73%	10%	12%	6%	-	434
Pathways	177	-	-	2%	10%	80%	8%	177

See notes 2, 3 and 9.

2A: Children's Services Programs

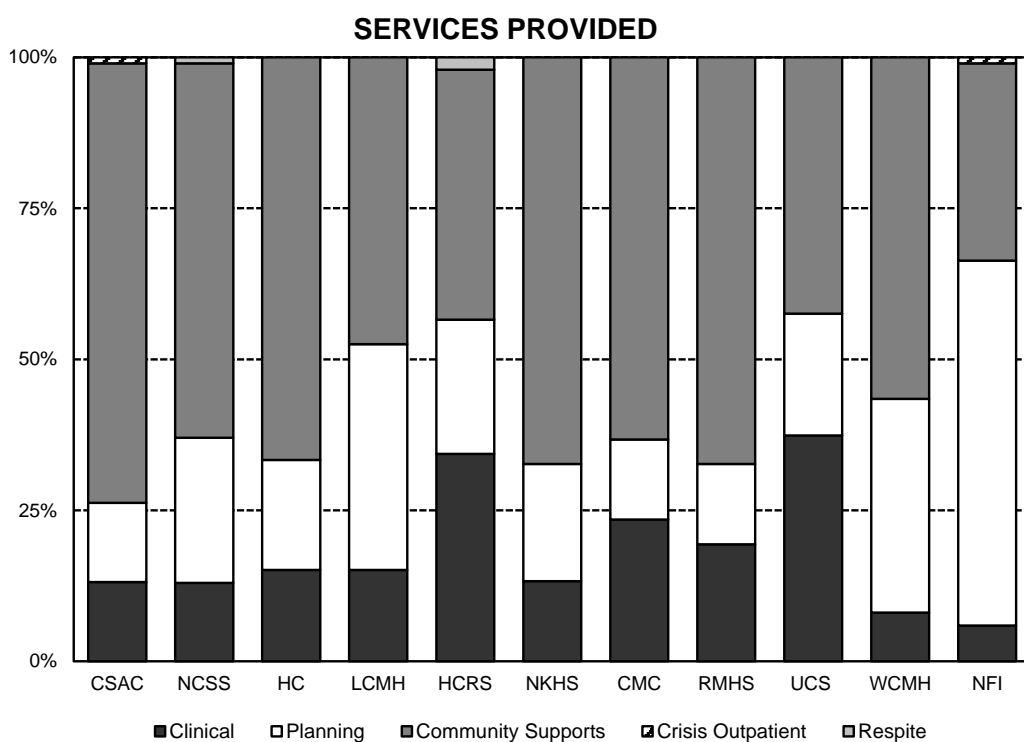


TABLE 2A-1
Vermont Agency of Human Services
Department of Mental Health
CHILDREN'S SERVICES PROGRAMS

AGE AND GENDER OF CLIENTS SERVED
Designated Agencies
Fiscal Year 2022

	Clients <u>Served</u>	<u>Age</u>							<u>Gender</u>		
		<u>0 - 6</u>	<u>7 - 12</u>	<u>13 - 19</u>	<u>20 - 34</u>	<u>35 - 49</u>	<u>50 - 64</u>	<u>65 +</u>	<u>Male</u>	<u>Female</u>	<u>Unknown</u>
OVERALL	10,742	18%	34%	42%	4%	1%	1%	<0.5%	53%	47%	<0.5%
<u>Designated Agency</u>											
CSAC (Addison)	903	25%	33%	37%	4%	-	-	-	50%	50%	-
NCSS (Northwest)	1,642	29%	33%	35%	3%	-	-	-	54%	45%	<0.5%
HC (Chittenden)	2,662	13%	31%	42%	7%	4%	2%	1%	53%	47%	<0.5%
LCMH (Lamoille)	384	21%	36%	42%	-	-	-	-	54%	45%	1%
HCRS (Southeast)	1,140	14%	38%	45%	2%	-	-	-	54%	46%	-
NKHS (Northeast)	472	8%	36%	41%	14%	-	-	-	58%	42%	-
CMC (Orange)	589	10%	40%	46%	3%	-	-	-	49%	50%	1%
RMHS (Rutland)	962	27%	38%	34%	-	-	-	-	54%	46%	-
UCS (Bennington)	544	15%	38%	45%	2%	-	-	-	52%	47%	<0.5%
WCMH (Washington)	992	17%	34%	45%	3%	1%	-	-	55%	45%	1%
Northeastern Family Institute	452	5%	20%	74%	-	-	-	-	37%	63%	-

See notes 2, 3 and 4.

TABLE 2A-2
Vermont Agency of Human Services
Department of Mental Health
CHILDREN'S SERVICES PROGRAMS

RESPONSIBILITY FOR FEE OF CLIENTS SERVED

Designated Agencies

Fiscal Year 2022

	Total Clients Served	Responsibility for Fee				
		Medicaid	Medicare	Other Insurance	State Agency	Unknown/ Uninsured
OVERALL	10,742	78%	1%	17%	3%	9%
<u>Designated Agency</u>						
CSAC (Addison)	903	79%	-	19%	<0.5%	5%
NCSS (Northwest)	1,642	65%	<0.5%	12%	-	27%
HC (Chittenden)	2,662	80%	2%	24%	5%	3%
LCMH (Lamoille)	384	63%	-	9%	<0.5%	32%
HCRS (Southeast)	1,140	86%	<0.5%	18%	7%	1%
NKHS (Northeast)	472	99%	3%	6%	-	<0.5%
CMC (Orange)	589	81%	<0.5%	17%	-	5%
RMHS (Rutland)	962	90%	-	13%	-	1%
UCS (Bennington)	544	84%	1%	13%	<0.5%	6%
WCMH (Washington)	992	72%	<0.5%	13%	1%	19%
Northeastern Family Institute	452	58%	-	18%	22%	4%

See notes 2, 3 and especially 6.

TABLE 2A-3
Vermont Agency of Human Services
Department of Mental Health
CHILDREN'S SERVICES PROGRAMS

DIAGNOSIS OF CLIENTS SERVED

Designated Agencies

Fiscal Year 2022

ICD 10	Total Clients Served	No Dx Data	Physiological Conditions	Psychoactive Substance Use	Schizophrenia Non-Mood Psych Disorders	Mood Disorders	Anxiety Other Nonpsy Mental Disorders	Behavioral Syndromes	Disorders of Adult Personality and Behavior	Intellectual Disabilities	Pervasive Specific Dev Disorders	Beh Emotion Disorders/Child Adol	Unspecified Mental Disorder	Reported N
OVERALL	10,742	8%	-	3%	1%	21%	73%	1%	2%	3%	12%	28%	-	9,829
<u>Designated Agency</u>														
CSAC (Addison)	903	17%	-	1%	-	14%	67%	1%	2%	2%	18%	27%	-	745
NCSS (Northwest)	1642	21%	-	2%	-	14%	73%	-	1%	3%	15%	25%	-	1,302
HC (Chittenden)	2662	5%	-	7%	1%	20%	75%	1%	1%	4%	15%	27%	-	2,541
LCMH (Lamoille)	384	3%	-	1%	-	8%	80%	1%	1%	3%	10%	17%	-	372
HCRS (Southeast)	1140	9%	-	1%	-	33%	70%	1%	2%	4%	10%	36%	-	1,035
NKHS (Northeast)	472	4%	-	1%	2%	24%	71%	-	2%	-	16%	44%	-	455
CMC (Orange)	589	2%	-	1%	-	15%	78%	1%	2%	1%	4%	17%	-	576
RMHS (Rutland)	962	7%	-	1%	-	22%	74%	1%	2%	2%	8%	33%	-	895
UCS (Bennington)	544	1%	-	1%	-	20%	72%	1%	2%	1%	9%	31%	1%	538
WCMH (Washington)	992	5%	-	2%	-	16%	74%	-	1%	1%	6%	22%	-	943
Northeastern Family Institute	452	6%	-	2%	2%	54%	66%	-	5%	-	3%	28%	-	427

As clients may have as many as four diagnoses reported, diagnostic groups do not represent an unduplicated count of clients served.

See notes 2, 3 and 7.

TABLE 2A-4
Vermont Agency of Human Services
Department of Mental Health
CHILDREN'S SERVICES PROGRAMS

LENGTH OF STAY OF CLIENTS SERVED

Designated Agencies

Fiscal Year 2022

	Total Clients Served	No Data	Year of Admission					Reported N
			Current Fiscal Year	Previous Fiscal Year	3 - 5 Years Earlier	6 - 10 Years Earlier	11+ Years Earlier	
OVERALL	10,742	1%	34%	30%	21%	9%	4%	10,602
<u>Designated Agency</u>								
CSAC (Addison)	903	1%	34%	21%	29%	13%	4%	895
NCSS (Northwest)	1,642	1%	33%	65%	2%	<0.5%	-	1,630
HC (Chittenden)	2,662	1%	24%	21%	26%	17%	12%	2,639
LCMH (Lamoille)	384	-	39%	34%	19%	7%	1%	384
HCRS (Southeast)	1,140	4%	41%	23%	25%	8%	3%	1,096
NKHS (Northeast)	472	<0.5%	17%	22%	30%	19%	13%	470
CMC (Orange)	589	1%	38%	37%	19%	6%	1%	583
RMHS (Rutland)	962	2%	35%	27%	29%	9%	1%	946
UCS (Bennington)	544	2%	41%	37%	20%	2%	<0.5%	535
WCMH (Washington)	992	<0.5%	40%	28%	25%	7%	<0.5%	990
Northeastern Family Institute	452	4%	73%	10%	12%	6%	<0.5%	434

See notes 2, 3 and 9.

TABLE 2A-5
Vermont Agency of Human Services
Department of Mental Health
CHILDREN'S SERVICES PROGRAMS

CLINICAL INTERVENTIONS

Designated Agencies

Fiscal Year 2022

	<u>Total Clients Served</u>	<u>Clients Receiving Clinical Interventions Number</u>	<u>Percent</u>	<u>Number of Clinical Interventions</u>	<u>Services as Percentage of all Children's Non- Residential Services</u>	<u>Clinical Interventions Per Client</u>
OVERALL	11,011	7,501	68%	77,958	17%	10
<u>Designated Agency</u>						
CSAC (Addison)	777	547	70%	4,841	13%	9
NCSS (Northwest)	1,722	1,078	63%	7,856	13%	7
HC (Chittenden)	2,920	2,150	74%	23,285	15%	11
LCMH (Lamoille)	406	264	65%	2,959	15%	11
HCRS (Southeast)	1,224	1,046	85%	17,494	34%	17
NKHS (Northeast)	403	254	63%	2,213	13%	9
CMC (Orange)	583	442	76%	4,816	23%	11
RMHS (Rutland)	974	689	71%	5,223	19%	8
UCS (Bennington)	554	373	67%	3,108	37%	8
WCMH (Washington)	996	618	62%	5,755	8%	9
Northeastern Family Institute	452	40	9%	408	6%	10

See notes 2, 3 and 10.

TABLE 2A-5a
Vermont Agency of Human Services
Department of Mental Health
CHILDREN'S SERVICES PROGRAMS

INDIVIDUAL, FAMILY, AND GROUP THERAPY
Designated Agencies
Fiscal Year 2022

	<u>Total Clients Served</u>	<u>Clients Receiving Therapy Number</u>	<u>Percent</u>	<u>Number of Therapy Sessions</u>	<u>Services as Percentage of all Children's Non- Residential Services</u>	<u>Therapy Sessions Per Client</u>
OVERALL	11,011	4,497	41%	66,963	14%	15
<u>Designated Agency</u>						
CSAC (Addison)	777	294	38%	3,989	11%	14
NCSS (Northwest)	1,722	502	29%	5,210	9%	10
HC (Chittenden)	2,920	1,238	42%	20,673	13%	17
LCMH (Lamoille)	406	143	35%	2,545	13%	18
HCRS (Southeast)	1,224	847	69%	15,998	31%	19
NKHS (Northeast)	403	98	24%	1,558	9%	16
CMC (Orange)	583	350	60%	4,510	21%	13
RMHS (Rutland)	974	377	39%	4,580	17%	12
UCS (Bennington)	554	285	51%	2,713	33%	10
WCMH (Washington)	996	336	34%	4,798	7%	14
Northeastern Family Institute	452	27	6%	389	5%	14

See notes 2, 3 and 10.

TABLE 2A-5b
Vermont Agency of Human Services
Department of Mental Health
CHILDREN'S SERVICES PROGRAMS

MEDICATION AND MEDICAL SUPPORT AND CONSULTATION SERVICES

Designated Agencies

Fiscal Year 2022

	<u>Total Clients Served</u>	<u>Clients Receiving Medication Services Number</u>	<u>Percent</u>	<u>Number of Medication Services</u>	<u>Services as Percentage of all Children's Non- Residential Services</u>	<u>Medication Services Per Client</u>
OVERALL	11,011	1,102	10%	5,361	1%	5
<u>Designated Agency</u>						
CSAC (Addison)	777	57	7%	221	1%	4
NCSS (Northwest)	1,722	269	16%	1,829	3%	7
HC (Chittenden)	2,920	176	6%	1,011	1%	6
LCMH (Lamoille)	406	51	13%	212	1%	4
HCRS (Southeast)	1,224	140	11%	682	1%	5
NKHS (Northeast)	403	113	28%	422	3%	4
CMC (Orange)	583	29	5%	60	<0.5%	2
RMHS (Rutland)	974	44	5%	194	1%	4
UCS (Bennington)	554	72	13%	202	2%	3
WCMH (Washington)	996	151	15%	528	1%	3
Northeastern Family Institute	452	-	-	-	-	-

See notes 2, 3 and 10.

TABLE 2A-5c
Vermont Agency of Human Services
Department of Mental Health
CHILDREN'S SERVICES PROGRAMS

CLINICAL ASSESSMENT SERVICES

Designated Agencies

Fiscal Year 2022

	<u>Total Clients Served</u>	<u>Clients Receiving Clinical Assessment Number</u>	<u>Percent</u>	<u>Number of Clinical Assessments</u>	<u>Services as Percentage of all Children's Non- Residential Services</u>	<u>Clinical Assessment Per Client</u>
OVERALL	11,011	4,634	42%	5,634	1%	1
<u>Designated Agency</u>						
CSAC (Addison)	777	427	55%	631	2%	1
NCSS (Northwest)	1,722	781	45%	817	1%	1
HC (Chittenden)	2,920	1,210	41%	1,601	1%	1
LCMH (Lamoille)	406	162	40%	202	1%	1
HCRS (Southeast)	1,224	649	53%	814	2%	1
NKHS (Northeast)	403	172	43%	233	1%	1
CMC (Orange)	583	234	40%	246	1%	1
RMHS (Rutland)	974	434	45%	449	2%	1
UCS (Bennington)	554	161	29%	193	2%	1
WCMH (Washington)	996	386	39%	429	1%	1
Northeastern Family Institute	452	18	4%	19	-	1

See notes 2, 3 and 10.

TABLE 2A-6
Vermont Agency of Human Services
Department of Mental Health
CHILDREN'S SERVICES PROGRAMS

SERVICE PLANNING AND COORDINATION

Designated Agencies

Fiscal Year 2022

	<u>Total Clients Served</u>	<u>Clients Receiving Planning Services Number</u>	<u>Percent</u>	<u>Number of Planning Services</u>	<u>Services as Percentage of all Children's Non- Residential Services</u>	<u>Planning Services Per Client</u>
OVERALL	11,011	6,728	61%	105,704	22%	16
<u>Designated Agency</u>						
CSAC (Addison)	777	354	46%	4,608	13%	13
NCSS (Northwest)	1,722	1,099	64%	14,705	24%	13
HC (Chittenden)	2,920	1,734	59%	28,121	18%	16
LCMH (Lamoille)	406	315	78%	7,315	37%	23
HCRS (Southeast)	1,224	884	72%	10,942	22%	12
NKHS (Northeast)	403	284	70%	3,159	19%	11
CMC (Orange)	583	358	61%	2,777	13%	8
RMHS (Rutland)	974	660	68%	3,737	13%	6
UCS (Bennington)	554	262	47%	1,652	20%	6
WCMH (Washington)	996	636	64%	24,382	35%	38
Northeastern Family Institute	452	142	31%	4,306	61%	30

See notes 2, 3 and 12.

TABLE 2A-7
Vermont Agency of Human Services
Department of Mental Health
CHILDREN'S SERVICES PROGRAMS

COMMUNITY SUPPORTS

Designated Agencies

Fiscal Year 2022

	<u>Total Clients Served</u>	<u>Clients Receiving Support Services Number</u>	<u>Percent</u>	<u>Number of Community Support Services</u>	<u>Services as Percentage of all Children's Non- Residential Services</u>	<u>Support Services Per Client</u>
OVERALL	11,011	7,169	65%	283,416	60%	40
<u>Designated Agency</u>						
CSAC (Addison)	777	551	71%	26,308	72%	48
NCSS (Northwest)	1,722	1,002	58%	38,106	62%	38
HC (Chittenden)	2,920	1,824	62%	102,338	66%	56
LCMH (Lamoille)	406	276	68%	9,144	47%	33
HCRS (Southeast)	1,224	921	75%	20,611	41%	22
NKHS (Northeast)	403	343	85%	10,869	66%	32
CMC (Orange)	583	463	79%	13,006	62%	28
RMHS (Rutland)	974	772	79%	18,341	66%	24
UCS (Bennington)	554	285	51%	3,531	42%	12
WCMH (Washington)	996	679	68%	38,851	56%	57
Northeastern Family Institute	452	53	12%	2,311	33%	44

See notes 2, 3 and 13.

TABLE 2A-8a
Vermont Agency of Human Services
Department of Mental Health
CHILDREN'S SERVICES PROGRAMS

EMERGENCY/CRISIS ASSESSMENT, SUPPORT AND REFERRAL

Designated Agencies

Fiscal Year 2022

	<u>Total Clients Served</u>	<u>Clients Receiving Emerg./Crisis Services Number</u>	<u>Percent</u>	<u>Number of Emerg./Crisis Services</u>	<u>Services as Percentage of all Children's Non- Residential Services</u>	<u>Emerg./Crisis Services Per Client</u>
OVERALL	11,011	198	2%	477	<0.5%	2
<u>Designated Agency</u>						
CSAC (Addison)	777	112	14%	238	1%	2
NCSS (Northwest)	1,722	3	<0.5%	5	<0.5%	2
HC (Chittenden)	2,920	2	<0.5%	12	<0.5%	6
LCMH (Lamoille)	406	-	-	-	-	-
HCRS (Southeast)	1,224	16	1%	43	<0.5%	3
NKHS (Northeast)	403	4	1%	4	<0.5%	1
CMC (Orange)	583	-	-	-	-	-
RMHS (Rutland)	974	40	4%	92	<0.5%	2
UCS (Bennington)	554	-	-	-	-	-
WCMH (Washington)	996	-	-	-	-	-
Northeastern Family Institute	452	21	5%	83	1%	4

See notes 2, 3 and 15.

TABLE 2A-8b
Vermont Agency of Human Services
Department of Mental Health
CHILDREN'S SERVICES PROGRAMS

EMERGENCY/CRISIS BEDS

Designated Agencies

Fiscal Year 2022

	<u>Total Clients Served</u>	<u>Clients Receiving Emerg./Crisis Bed Services</u>		<u>Days of Emerg./Crisis Bed Services</u>	<u>Emergency/Crisis Bed Days Per Client</u>
		<u>Number</u>	<u>Percent</u>		
OVERALL	11,011	291	3%	2,922	10
<u>Designated Agency</u>					
CSAC (Addison)	777	-	-	-	-
NCSS (Northwest)	1,722	-	-	-	-
HC (Chittenden)	2,920	-	-	-	-
LCMH (Lamoille)	406	-	-	-	-
HCRS (Southeast)	1,224	-	-	-	-
NKHS (Northeast)	403	-	-	-	-
CMC (Orange)	583	-	-	-	-
RMHS (Rutland)	974	-	-	-	-
UCS (Bennington)	554	-	-	-	-
WCMH (Washington)	996	22	2%	818	37
Northeastern Family Institute	452	269	60%	2,104	8

See notes 2, 3 and 15.

TABLE 2A-9
Vermont Agency of Human Services
Department of Mental Health
CHILDREN'S SERVICES PROGRAMS

HOUSING AND HOME SUPPORTS

Designated Agencies

Fiscal Year 2022

	<u>Total Clients Served</u>	<u>Clients Receiving Housing & Home Supports</u>		<u>Days of Housing & Home Support Services</u>	<u>Housing & Home Support Days Per Client</u>
		<u>Number</u>	<u>Percent</u>		
OVERALL	11,011	95	1%	14,098	148
<u>Designated Agency</u>					
CSAC (Addison)	777	1	<0.5%	227	227
NCSS (Northwest)	1,722	18	1%	168	9
HC (Chittenden)	2,920	19	1%	4,243	223
LCMH (Lamoille)	406	-	-	-	-
HCRS (Southeast)	1,224	-	-	-	-
NKHS (Northeast)	403	-	-	-	-
CMC (Orange)	583	-	-	-	-
RMHS (Rutland)	974	-	-	-	-
UCS (Bennington)	554	-	-	-	-
WCMH (Washington)	996	8	1%	2,033	254
Northeastern Family Institute	452	49	11%	7,427	152

See notes 2, 3 and 16.

TABLE 2A-10
Vermont Agency of Human Services
Department of Mental Health
CHILDREN'S SERVICES PROGRAMS

RESPITE SERVICES

Designated Agencies

Fiscal Year 2022

	<u>Total Clients Served</u>	<u>Clients Receiving Respite Services Number</u>	<u>Percent</u>	<u>Number of Respite Services</u>	<u>Services as Percentage of all Children's Non- Residential Services</u>	<u>Respite Services Per Client</u>
OVERALL	11,011	167	2%	1,676	<0.5%	10
<u>Designated Agency</u>						
CSAC (Addison)	777	-	-	-	-	-
NCSS (Northwest)	1,722	19	1%	326	1%	17
HC (Chittenden)	2,920	9	<0.5%	85	<0.5%	9
LCMH (Lamoille)	406	9	2%	55	<0.5%	6
HCRS (Southeast)	1,224	119	10%	1088	2%	9
NKHS (Northeast)	403	3	<0.5%	10	<0.5%	3
CMC (Orange)	583	2	<0.5%	48	<0.5%	24
RMHS (Rutland)	974	5	<0.5%	62	<0.5%	12
UCS (Bennington)	554	1	<0.5%	2	<0.5%	2
WCMH (Washington)	996	-	-	-	-	-
Northeastern Family Institute	452	-	-	-	-	-

See notes 2, 3 and 17.

2B: Adult Mental Health Outpatient Programs

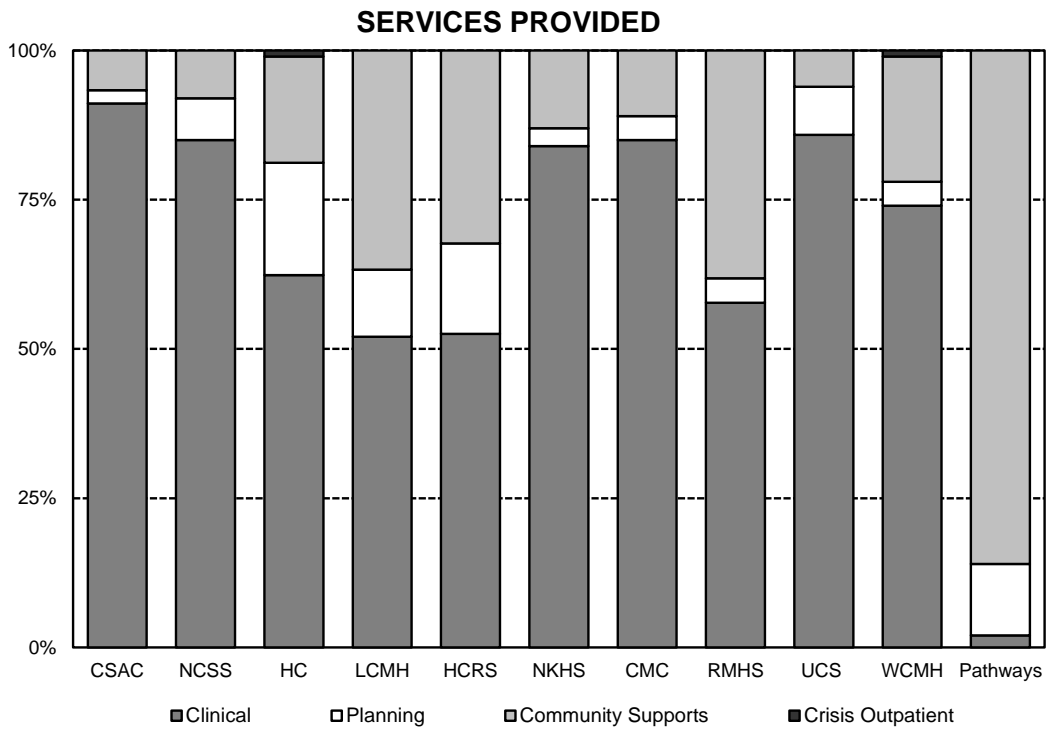


TABLE 2B-1
Vermont Agency of Human Services
Department of Mental Health
ADULT MENTAL HEALTH OUTPATIENT PROGRAMS

AGE AND GENDER OF CLIENTS SERVED

Designated Agencies
Fiscal Year 2022

	Clients Served	Age						Gender		
		<u>0 - 12</u>	<u>13 - 19</u>	<u>20 - 34</u>	<u>35 - 49</u>	<u>50 - 64</u>	<u>65 +</u>	<u>Male</u>	<u>Female</u>	<u>Unknown</u>
OVERALL	7,164	<0.5%	3%	34%	27%	23%	12%	39%	61%	<0.5%
<u>Designated Agency</u>										
CSAC (Addison)	452	-	4%	37%	23%	22%	14%	32%	68%	-
NCSS (Northwest)	836	-	1%	37%	28%	22%	12%	36%	64%	-
HC (Chittenden)	489	5%	6%	35%	25%	15%	11%	37%	61%	2%
LCMH (Lamoille)	196	1%	3%	39%	23%	27%	8%	29%	71%	-
HCRS (Southeast)	780	-	5%	32%	27%	24%	13%	40%	60%	<0.5%
NKHS (Northeast)	1,039	-	2%	26%	30%	30%	12%	41%	59%	<0.5%
CMC (Orange)	750	-	2%	39%	27%	21%	11%	45%	54%	<0.5%
RMHS (Rutland)	490	-	4%	36%	24%	20%	16%	35%	65%	-
UCS (Bennington)	767	-	4%	36%	27%	25%	7%	41%	59%	-
WCMH (Washington)	1,229	-	4%	32%	28%	21%	15%	39%	61%	<0.5%
Pathways	136	-	-	18%	34%	44%	4%	57%	40%	3%

See notes 2, 3 and 4

TABLE 2B-2
Vermont Agency of Human Services
Department of Mental Health
ADULT MENTAL HEALTH OUTPATIENT PROGRAMS

RESPONSIBILITY FOR FEE OF CLIENTS SERVED

Designated Agencies

Fiscal Year 2022

	Total <u>Clients Served</u>	Responsibility for Fee				Unknown/ <u>Uninsured</u>
		<u>Medicaid</u>	<u>Medicare</u>	<u>Other Insurance</u>	<u>State Agency</u>	
OVERALL	7,164	64%	19%	26%	1%	13%
<u>Designated Agency</u>						
CSAC (Addison)	452	41%	23%	53%	5%	5%
NCSS (Northwest)	836	42%	17%	22%	-	37%
HC (Chittenden)	489	69%	18%	24%	9%	9%
LCMH (Lamoille)	196	60%	16%	12%	-	27%
HCRS (Southeast)	780	74%	23%	25%	2%	3%
NKHS (Northeast)	1,039	90%	30%	20%	-	1%
CMC (Orange)	750	59%	14%	34%	-	8%
RMHS (Rutland)	490	71%	20%	25%	-	6%
UCS (Bennington)	767	63%	16%	31%	<0.5%	6%
WCMH (Washington)	1,229	55%	16%	19%	-	26%
Pathways	136	100%	-	-	-	-

See notes 2, 3 and especially 6.

TABLE 2B-3
Vermont Agency of Human Services
Department of Mental Health
ADULT MENTAL HEALTH OUTPATIENT PROGRAMS

DIAGNOSIS OF CLIENTS SERVED

Designated Agencies

Fiscal Year 2022

<u>ICD 10</u>	<i>Total Clients Served</i>	<i>No Dx Data</i>	<i>Physiological Conditions</i>	<i>Psychoactive Substance Use</i>	<i>Schizophrenia Non-Mood Psych Disorders</i>	<i>Mood Disorders</i>	<i>Anxiety Other Nonpsy Mental Disorders</i>	<i>Behavioral Syndromes</i>	<i>Disorders of Adult Personality and Behavior</i>	<i>Intellectual Disabilities</i>	<i>Pervasive Specific Dev Disorders</i>	<i>Beh Emotion Disorders/Child Adol</i>	<i>Unspecified Mental Disorder</i>	<u>Reported N</u>
OVERALL	7,164	9%	1%	19%	6%	48%	67%	1%	6%	2%	2%	8%	<0.5%	6,550
<u>Designated Agency</u>														
CSAC (Addison)	452	8%	2%	15%	3%	58%	61%	3%	3%	1%	1%	13%	-	417
NCSS (Northwest)	836	2%	1%	11%	3%	39%	74%	1%	6%	9%	4%	4%	-	818
HC (Chittenden)	489	10%	-	28%	5%	32%	66%	-	5%	3%	7%	9%	1%	440
LCMH (Lamoille)	196	1%	1%	11%	3%	38%	72%	1%	2%	-	-	6%	-	194
HCRS (Southeast)	780	6%	1%	17%	6%	53%	67%	1%	3%	3%	3%	3%	-	737
NKHS (Northeast)	1039	-	2%	21%	12%	59%	66%	2%	10%	3%	2%	20%	-	1,037
CMC (Orange)	750	9%	1%	26%	4%	45%	63%	2%	13%	0%	2%	8%	-	686
RMHS (Rutland)	490	-	1%	27%	6%	55%	77%	2%	7%	1%	1%	2%	1%	488
UCS (Bennington)	767	1%	1%	18%	2%	49%	70%	1%	3%	-	2%	8%	1%	761
WCMH (Washington)	1229	32%	3%	18%	5%	46%	61%	-	4%	1%	-	5%	-	836
Pathways	136	-	1%	1%	8%	28%	56%	-	4%	-	-	1%	-	136

As clients may have as many as four diagnoses reported, diagnostic groups do not represent an unduplicated count of clients served.

See notes 2, 3 and 7.

TABLE 2B-4
Vermont Agency of Human Services
Department of Mental Health
ADULT MENTAL HEALTH OUTPATIENT PROGRAMS

LENGTH OF STAY OF CLIENTS SERVED

Designated Agencies

Fiscal Year 2022

	Total Clients <u>Served</u>	<u>No</u> <u>Data</u>	Current Fiscal <u>Year</u>	Previous Fiscal <u>Year</u>	Year of Admission			Reported <u>N</u>
					3 - 5 Years <u>Earlier</u>	6 - 10 Years <u>Earlier</u>	11+ Years <u>Earlier</u>	
OVERALL	7,164	2%	41%	27%	15%	8%	7%	7,053
<u>Designated Agency</u>								
CSAC (Addison)	452	-	31%	16%	26%	11%	16%	452
NCSS (Northwest)	836	-	35%	65%	<0.5%	-	-	836
HC (Chittenden)	489	2%	58%	21%	8%	3%	10%	481
LCMH (Lamoille)	196	-	36%	35%	23%	5%	1%	196
HCRS (Southeast)	780	2%	53%	22%	13%	7%	5%	764
NKHS (Northeast)	1,039	<0.5%	27%	14%	22%	13%	24%	1,038
CMC (Orange)	750	2%	44%	29%	18%	8%	2%	734
RMHS (Rutland)	490	8%	60%	20%	16%	4%	<0.5%	451
UCS (Bennington)	767	4%	50%	33%	10%	4%	3%	738
WCMH (Washington)	1,229	<0.5%	44%	21%	21%	10%	4%	1,227
Pathways	136	-	-	3%	11%	78%	8%	136

See notes 2, 3 and 9.

TABLE 2B-5
Vermont Agency of Human Services
Department of Mental Health
ADULT MENTAL HEALTH OUTPATIENT SERVICES

CLINICAL INTERVENTIONS

Designated Agencies
Fiscal Year 2022

	<u>Total Clients Served</u>	<u>Clients Receiving Clinical Interventions Number</u>	<u>Percent</u>	<u>Number of Clinical Interventions</u>	<u>Services as Percentage of all Adult Outpt Non- Residential Services</u>	<u>Clinical Interventions Per Client</u>
OVERALL	7,916	6,917	87%	72,244	66%	10
<u>Designated Agency</u>						
CSAC (Addison)	490	468	96%	7,599	82%	16
NCSS (Northwest)	908	869	96%	9,193	85%	11
HC (Chittenden)	938	634	68%	6,638	63%	10
LCMH (Lamoille)	221	177	80%	1,767	51%	10
HCRS (Southeast)	893	800	90%	6,383	52%	8
NKHS (Northeast)	1,052	1,021	97%	7,148	84%	7
CMC (Orange)	678	664	98%	8,744	85%	13
RMHS (Rutland)	510	444	87%	3,880	56%	9
UCS (Bennington)	829	809	98%	7,303	85%	9
WCMH (Washington)	1,261	954	76%	13,376	74%	14
Pathways	136	77	57%	213	2%	3

See notes 2, 3 and 10.

TABLE 2B-5a
Vermont Agency of Human Services
Department of Mental Health
ADULT MENTAL HEALTH OUTPATIENT SERVICES

INDIVIDUAL, FAMILY, AND GROUP THERAPY

Designated Agencies

Fiscal Year 2022

	<u>Total Clients Served</u>	<u>Clients Receiving Therapy Number</u>	<u>Percent</u>	<u>Number of Therapy Sessions</u>	<u>Services as Percentage of all Adult Outpt Non- Residential Services</u>	<u>Therapy Sessions Per Client</u>
OVERALL	7,916	4,301	54%	53,327	49%	12
<u>Designated Agency</u>						
CSAC (Addison)	490	288	59%	5,394	58%	19
NCSS (Northwest)	908	698	77%	7,698	72%	11
HC (Chittenden)	938	467	50%	6,093	57%	13
LCMH (Lamoille)	221	97	44%	1,425	41%	15
HCRS (Southeast)	893	529	59%	5,674	46%	11
NKHS (Northeast)	1,052	303	29%	3,350	40%	11
CMC (Orange)	678	571	84%	8,049	79%	14
RMHS (Rutland)	510	320	63%	3,469	50%	11
UCS (Bennington)	829	161	19%	195	2%	1
WCMH (Washington)	1,261	867	69%	11,980	67%	14
Pathways	136	-	-	-	-	-

See notes 2, 3 and 10.

TABLE 2B-5b
Vermont Agency of Human Services
Department of Mental Health
ADULT MENTAL HEALTH OUTPATIENT SERVICES

MEDICATION AND MEDICAL SUPPORT AND CONSULTATION SERVICES

Designated Agencies
Fiscal Year 2022

	<u>Total Clients Served</u>	<u>Clients Receiving Medication Services Number</u>	<u>Percent</u>	<u>Number of Medication Services</u>	<u>Services as Percentage of all Adult Outpt Non- Residential Services</u>	<u>Medication Services Per Client</u>
OVERALL	7,916	1,859	23%	8,391	8%	5
<u>Designated Agency</u>						
CSAC (Addison)	490	258	53%	1,925	21%	7
NCSS (Northwest)	908	195	21%	1,049	10%	5
HC (Chittenden)	938	60	6%	247	2%	4
LCMH (Lamoille)	221	54	24%	235	7%	4
HCRS (Southeast)	893	20	2%	95	1%	5
NKHS (Northeast)	1,052	771	73%	3,303	39%	4
CMC (Orange)	678	149	22%	332	3%	2
RMHS (Rutland)	510	16	3%	62	1%	4
UCS (Bennington)	829	-	-	-	-	-
WCMH (Washington)	1,261	282	22%	970	5%	3
Pathways	136	54	40%	173	2%	3

See notes 2, 3 and 10.

TABLE 2B-5c
Vermont Agency of Human Services
Department of Mental Health
ADULT MENTAL HEALTH OUTPATIENT SERVICES

CLINICAL ASSESSMENT SERVICES

Designated Agencies
Fiscal Year 2022

	<u>Total Clients Served</u>	<u>Clients Receiving Clinical Assessment Number</u>	<u>Percent</u>	<u>Number of Clinical Assessments</u>	<u>Services as Percentage of all Adult Outpt Non- Residential Services</u>	<u>Clinical Assessment Per Client</u>
OVERALL	7,916	3,704	47%	10,526	10%	3
<u>Designated Agency</u>						
CSAC (Addison)	490	208	42%	280	3%	1
NCSS (Northwest)	908	409	45%	446	4%	1
HC (Chittenden)	938	234	25%	298	3%	1
LCMH (Lamoille)	221	92	42%	107	3%	1
HCRS (Southeast)	893	580	65%	614	5%	1
NKHS (Northeast)	1,052	378	36%	495	6%	1
CMC (Orange)	678	317	47%	363	4%	1
RMHS (Rutland)	510	336	66%	349	5%	1
UCS (Bennington)	829	728	88%	7,108	83%	10
WCMH (Washington)	1,261	385	31%	426	2%	1
Pathways	136	37	27%	40	<0.5%	1

See notes 2, 3 and 10.

TABLE 2B-6
Vermont Agency of Human Services
Department of Mental Health
ADULT MENTAL HEALTH OUTPATIENT SERVICES

SERVICE PLANNING AND COORDINATION

Designated Agencies

Fiscal Year 2022

	<u>Total Clients Served</u>	<u>Clients Receiving Planning Services Number</u>	<u>Percent</u>	<u>Number of Planning Services</u>	<u>Services as Percentage of all Adult Outpt Non- Residential Services</u>	<u>Planning & Services Per Client</u>
OVERALL	7,916	1,835	23%	8,695	8%	5
<u>Designated Agency</u>						
CSAC (Addison)	490	44	9%	157	2%	4
NCSS (Northwest)	908	181	20%	703	7%	4
HC (Chittenden)	938	444	47%	2,035	19%	5
LCMH (Lamoille)	221	73	33%	387	11%	5
HCRS (Southeast)	893	258	29%	1,855	15%	7
NKHS (Northeast)	1,052	109	10%	233	3%	2
CMC (Orange)	678	180	27%	365	4%	2
RMHS (Rutland)	510	106	21%	288	4%	3
UCS (Bennington)	829	138	17%	718	8%	5
WCMH (Washington)	1,261	175	14%	646	4%	4
Pathways	136	127	93%	1308	12%	10

See notes 2, 3 and 12.

TABLE 2B-7
Vermont Agency of Human Services
Department of Mental Health
ADULT MENTAL HEALTH OUTPATIENT SERVICES

COMMUNITY SUPPORTS

Designated Agencies
Fiscal Year 2022

	<u>Total Clients Served</u>	<u>Clients Receiving Support Services Number</u>	<u>Percent</u>	<u>Number of Community Support Services</u>	<u>Services as Percentage of all Adult Outpt Non- Residential Services</u>	<u>Support Services Per Client</u>
OVERALL	7,916	2,777	35%	26,638	24%	10
<u>Designated Agency</u>						
CSAC (Addison)	490	68	14%	547	6%	8
NCSS (Northwest)	908	141	16%	865	8%	6
HC (Chittenden)	938	355	38%	1,879	18%	5
LCMH (Lamoille)	221	113	51%	1,235	36%	11
HCRS (Southeast)	893	308	34%	3,901	32%	13
NKHS (Northeast)	1,052	205	19%	1,090	13%	5
CMC (Orange)	678	258	38%	1,121	11%	4
RMHS (Rutland)	510	276	54%	2,591	37%	9
UCS (Bennington)	829	91	11%	489	6%	5
WCMH (Washington)	1,261	828	66%	3,792	21%	5
Pathways	136	134	99%	9128	86%	68

See notes 2, 3 and 13.

TABLE 2B-8
Vermont Agency of Human Services
Department of Mental Health
ADULT MENTAL HEALTH OUTPATIENT SERVICES

EMERGENCY/CRISIS ASSESSMENT, SUPPORT AND REFERRAL

Designated Agencies

Fiscal Year 2022

	Total Clients <u>Served</u>	Clients Receiving Emerg./Crisis <u>Services</u> <u>Number</u>	<u>Percent</u>	Number of Emerg./Crisis <u>Services</u>	Services as Percentage of all Adult Outpt Non- <u>Residential Services</u>	Emerg./Crisis Services <u>Per Client</u>
OVERALL	7,916	99	1%	151	<0.5%	2
<u>Designated Agency</u>						
CSAC (Addison)	490	-	-	-	-	-
NCSS (Northwest)	908	-	-	-	-	-
HC (Chittenden)	938	11	1%	60	1%	5
LCMH (Lamoille)	221	-	-	-	-	-
HCRS (Southeast)	893	-	-	-	-	-
NKHS (Northeast)	1,052	-	-	-	-	-
CMC (Orange)	678	-	-	-	-	-
RMHS (Rutland)	510	-	-	-	-	-
UCS (Bennington)	829	-	-	-	-	-
WCMH (Washington)	1,261	88	7%	91	1%	1
Pathways	136	-	-	-	-	-

See notes 2, 3 and 15.

2C: Community Rehabilitation and Treatment Programs

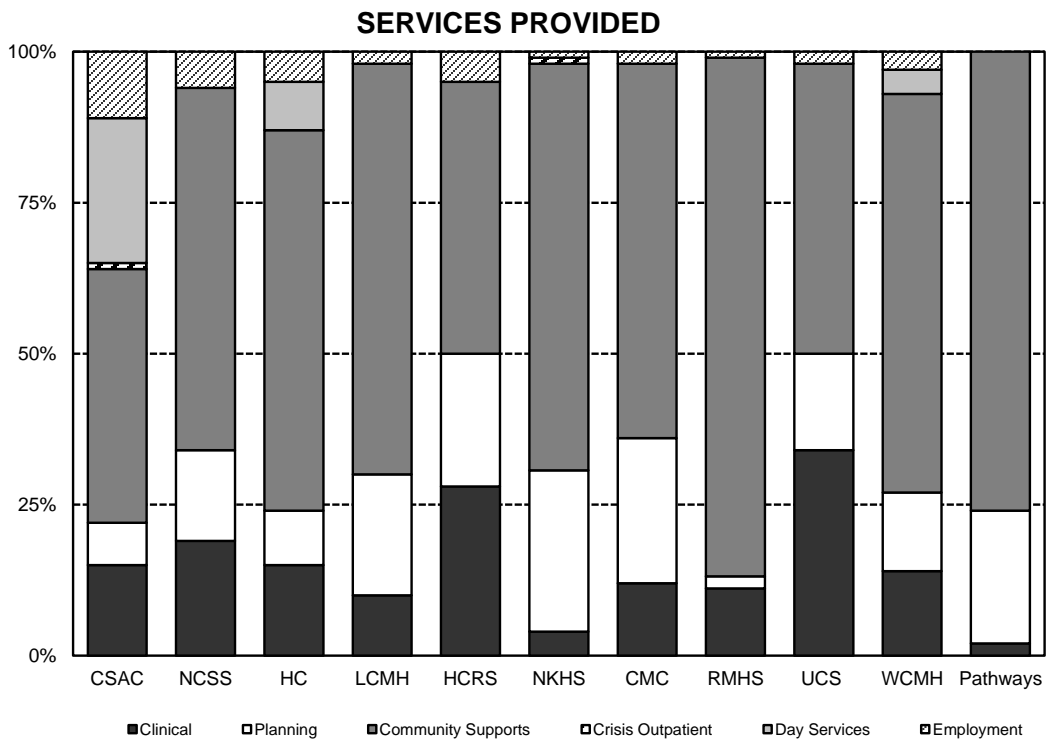


TABLE 2C-1
Vermont Agency of Human Services
Department of Mental Health
COMMUNITY REHABILITATION AND TREATMENT PROGRAMS

AGE AND GENDER OF CLIENTS SERVED

Designated Agencies
Fiscal Year 2022

	Clients Served	Age						Gender		
		0 - 12	13 - 19	20 - 34	35 - 49	50 - 64	65 +	Male	Female	Unknown
OVERALL	2,228	-	<0.5%	15%	26%	38%	20%	52%	48%	<0.5%
<u>Designated Agency</u>										
CSAC (Addison)	126	-	-	13%	20%	44%	23%	55%	45%	-
NCSS (Northwest)	197	-	1%	14%	24%	38%	24%	40%	60%	-
HC (Chittenden)	548	-	-	19%	29%	34%	17%	57%	43%	-
LCMH (Lamoille)	103	-	-	17%	24%	42%	17%	47%	53%	-
HCRS (Southeast)	307	-	1%	19%	29%	39%	13%	55%	45%	-
NKHS (Northeast)	110	-	-	10%	21%	40%	29%	55%	45%	-
CMC (Orange)	138	-	1%	10%	26%	41%	22%	40%	60%	-
RMHS (Rutland)	201	-	-	10%	21%	42%	25%	51%	49%	-
UCS (Bennington)	117	-	-	11%	25%	42%	22%	44%	56%	-
WCMH (Washington)	340	-	-	17%	25%	37%	21%	54%	46%	-
Pathways	41	-	-	10%	56%	29%	5%	68%	29%	2%

See notes 2, 3 and 4.

TABLE 2C-2
Vermont Agency of Human Services
Department of Mental Health
COMMUNITY REHABILITATION AND TREATMENT PROGRAMS

RESPONSIBILITY FOR FEE OF CLIENTS SERVED

Designated Agencies

Fiscal Year 2022

	Total <u>Clients Served</u>	Responsibility for Fee				
		<u>Medicaid</u>	<u>Medicare</u>	<u>Other Insurance</u>	<u>State Agency</u>	<u>Unknown/ Uninsured</u>
OVERALL	2,228	97%	56%	15%	2%	1%
<u>Designated Agency</u>						
CSAC (Addison)	126	98%	50%	24%	2%	2%
NCSS (Northwest)	197	98%	33%	9%	-	2%
HC (Chittenden)	548	99%	63%	15%	2%	<0.5%
LCMH (Lamoille)	103	98%	56%	8%	-	-
HCRS (Southeast)	307	100%	54%	21%	1%	-
NKHS (Northeast)	110	98%	64%	11%	-	-
CMC (Orange)	138	75%	63%	17%	25%	-
RMHS (Rutland)	201	100%	65%	20%	-	-
UCS (Bennington)	117	97%	58%	21%	-	-
WCMH (Washington)	340	97%	59%	11%	-	2%
Pathways	41	100%	-	-	-	-

See notes 2, 3 and especially 6.

TABLE 2C-3
Vermont Agency of Human Services
Department of Mental Health
COMMUNITY REHABILITATION AND TREATMENT PROGRAMS

DIAGNOSIS OF CLIENTS SERVED

Designated Agencies

Fiscal Year 2022

<u>ICD 10</u>	<i>Total Clients Served</i>	<i>No Dx Data</i>	<i>Physiological Conditions</i>	<i>Psychoactive Substance Use</i>	<i>Schizophrenia Non-Mood Psych Disorders</i>	<i>Mood Disorders</i>	<i>Anxiety Other Nonpsy Mental Disorders</i>	<i>Behavioral Syndromes</i>	<i>Disorders of Adult Personality and Behavior</i>	<i>Intellectual Disabilities</i>	<i>Pervasive Specific Dev Disorders</i>	<i>Beh Emotion Disorder/Child Adol</i>	<i>Unspecified Mental Disorder</i>	<u>Reported</u> <u>N</u>
OVERALL	2,228	<0.5%	1%	34%	52%	43%	36%	1%	16%	1%	1%	4%	<0.5%	2,217
<u>Designated Agency</u>														
CSAC (Addison)	126	2%	-	14%	49%	48%	25%	1%	7%	1%	2%	3%	1%	124
NCSS (Northwest)	197	2%	1%	41%	34%	54%	33%	1%	28%	1%	1%	2%	-	194
HC (Chittenden)	548	-	2%	44%	56%	41%	34%	1%	12%	1%	1%	6%	-	546
LCMH (Lamoille)	103	-	2%	29%	46%	47%	46%	2%	9%	2%	1%	5%	-	103
HCRS (Southeast)	307	-	2%	29%	53%	46%	43%	1%	21%	1%	1%	4%	-	307
NKHS (Northeast)	110	1%	1%	29%	58%	41%	37%	1%	14%	3%	5%	6%	-	109
CMC (Orange)	138	-	3%	38%	41%	50%	51%	1%	20%	1%	4%	7%	-	138
RMHS (Rutland)	201	-	2%	34%	60%	42%	34%	-	23%	-	1%	3%	1%	201
UCS (Bennington)	117	-	3%	27%	47%	52%	53%	2%	20%	2%	3%	7%	-	117
WCMH (Washington)	340	1%	-	34%	53%	36%	30%	1%	14%	3%	1%	4%	-	337
Pathways	41	-	-	-	56%	22%	17%	-	2%	-	-	2%	-	41

As clients may have as many as four diagnoses reported, diagnostic groups do not represent an unduplicated count of clients served.

See notes 2, 3 and 7.

TABLE 2C-4
Vermont Agency of Human Services
Department of Mental Health
COMMUNITY REHABILITATION AND TREATMENT PROGRAMS

LENGTH OF STAY OF CLIENTS SERVED

Designated Agencies

Fiscal Year 2022

	Total Clients Served	No Data	Year of Admission					Reported N
			Current Fiscal Year	Previous Fiscal Year	3 - 5 Years Earlier	6 - 10 Years Earlier	11+ Years Earlier	
OVERALL	2,228	<0.5%	4%	16%	14%	18%	48%	2,223
<u>Designated Agency</u>								
CSAC (Addison)	126	-	2%	3%	15%	16%	63%	126
NCSS (Northwest)	197	-	6%	94%	-	-	-	197
HC (Chittenden)	548	-	5%	4%	6%	10%	75%	548
LCMH (Lamoille)	103	-	2%	4%	24%	31%	39%	103
HCRS (Southeast)	307	<0.5%	4%	8%	20%	26%	42%	306
NKHS (Northeast)	110	-	1%	3%	7%	13%	76%	110
CMC (Orange)	138	-	8%	10%	25%	31%	25%	138
RMHS (Rutland)	201	2%	1%	7%	25%	24%	43%	198
UCS (Bennington)	117	1%	7%	46%	15%	9%	23%	116
WCMH (Washington)	340	-	4%	8%	15%	22%	51%	340
Pathways	41	-	-	-	7%	85%	7%	41

See notes 2, 3 and 9.

TABLE 2C-5
Vermont Agency of Human Services
Department of Mental Health
COMMUNITY REHABILITATION AND TREATMENT PROGRAMS

CLINICAL INTERVENTIONS

Designated Agencies

Fiscal Year 2022

	<u>Total Clients Served</u>	<u>Clients Receiving Clinical Interventions Number</u>	<u>Percent</u>	<u>Number of Clinical Interventions</u>	<u>Services as Percentage of all CRT Non- Residential Services</u>	<u>Clinical Interventions Per Client</u>
OVERALL	2,525	2,154	85%	32,800	15%	15
<u>Designated Agency</u>						
CSAC (Addison)	146	128	88%	2,198	15%	17
NCSS (Northwest)	218	188	86%	4,807	19%	26
HC (Chittenden)	596	507	85%	6,383	15%	13
LCMH (Lamoille)	120	82	68%	1,027	10%	13
HCRS (Southeast)	341	324	95%	6,016	28%	19
NKHS (Northeast)	187	147	79%	794	4%	5
CMC (Orange)	153	128	84%	2,519	12%	20
RMHS (Rutland)	219	194	89%	2,316	11%	12
UCS (Bennington)	134	113	84%	2,338	34%	21
WCMH (Washington)	370	315	85%	4,311	14%	14
Pathways	41	28	68%	91	2%	3

See notes 2, 3 and 10.

TABLE 2C-5a
Vermont Agency of Human Services
Department of Mental Health
COMMUNITY REHABILITATION AND TREATMENT PROGRAMS

INDIVIDUAL, FAMILY, AND GROUP THERAPY

Designated Agencies

Fiscal Year 2022

	<u>Total Clients Served</u>	<u>Clients Receiving Therapy Number</u>	<u>Percent</u>	<u>Number of Therapy Sessions</u>	<u>Services as Percentage of all CRT Non- Residential Services</u>	<u>Therapy Sessions Per Client</u>
OVERALL	2,525	721	29%	14,826	7%	21
<u>Designated Agency</u>						
CSAC (Addison)	146	51	35%	1,306	9%	26
NCSS (Northwest)	218	80	37%	1,460	6%	18
HC (Chittenden)	596	2	<0.5%	30	<0.5%	15
LCMH (Lamoille)	120	26	22%	532	5%	20
HCRS (Southeast)	341	168	49%	2,935	14%	17
NKHS (Northeast)	187	19	10%	178	1%	9
CMC (Orange)	153	93	61%	2,208	11%	24
RMHS (Rutland)	219	51	23%	911	5%	18
UCS (Bennington)	134	76	57%	1,986	29%	26
WCMH (Washington)	370	155	42%	3,280	11%	21
Pathways	41	-	-	-	-	-

See notes 2, 3 and 10.

TABLE 2C-5b
Vermont Agency of Human Services
Department of Mental Health
COMMUNITY REHABILITATION AND TREATMENT PROGRAMS

MEDICATION AND MEDICAL SUPPORT AND CONSULTATION SERVICES

Designated Agencies

Fiscal Year 2022

	<u>Total Clients Served</u>	<u>Clients Receiving Medication Services Number</u>	<u>Percent</u>	<u>Number of Medication Services</u>	<u>Services as Percentage of all CRT Non- Residential Services</u>	<u>Medication Services Per Client</u>
OVERALL	2,525	1,958	78%	17,286	8%	9
<u>Designated Agency</u>						
CSAC (Addison)	146	108	74%	806	6%	7
NCSS (Northwest)	218	171	78%	3,270	13%	19
HC (Chittenden)	596	477	80%	6,133	14%	13
LCMH (Lamoille)	120	70	58%	479	5%	7
HCRS (Southeast)	341	307	90%	2,977	14%	10
NKHS (Northeast)	187	141	75%	594	3%	4
CMC (Orange)	153	101	66%	270	1%	3
RMHS (Rutland)	219	190	87%	1,376	7%	7
UCS (Bennington)	134	94	70%	325	5%	3
WCMH (Washington)	370	279	75%	977	3%	4
Pathways	41	20	49%	79	2%	4

See notes 2, 3 and 10.

TABLE 2C-5c
Vermont Agency of Human Services
Department of Mental Health
COMMUNITY REHABILITATION AND TREATMENT PROGRAMS

CLINICAL ASSESSMENT SERVICES

Designated Agencies

Fiscal Year 2022

	<u>Total Clients Served</u>	<u>Clients Receiving Clinical Assessment Number</u>	<u>Percent</u>	<u>Number of Clinical Assessments</u>	<u>Services as Percentage of all CRT Non- Residential Services</u>	<u>Clinical Assessment Per Client</u>
OVERALL	2,525	625	25%	688	<0.5%	1
<u>Designated Agency</u>						
CSAC (Addison)	146	53	36%	86	1%	2
NCSS (Northwest)	218	69	32%	77	<0.5%	1
HC (Chittenden)	596	208	35%	220	<0.5%	1
LCMH (Lamoille)	120	14	12%	16	<0.5%	1
HCRS (Southeast)	341	102	30%	104	<0.5%	1
NKHS (Northeast)	187	20	11%	22	<0.5%	1
CMC (Orange)	153	40	26%	41	<0.5%	1
RMHS (Rutland)	219	29	13%	29	<0.5%	1
UCS (Bennington)	134	27	20%	27	<0.5%	1
WCMH (Washington)	370	51	14%	54	<0.5%	1
Pathways	41	12	29%	12	<0.5%	1

See notes 2, 3 and 10.

TABLE 2C-6
Vermont Agency of Human Services
Department of Mental Health
COMMUNITY REHABILITATION AND TREATMENT PROGRAMS

DAY SERVICES
Designated Agencies
Fiscal Year 2022

	<u>Total Clients Served</u>	<u>Clients Receiving Day Services Number</u>	<u>Percent</u>	<u>Number of Day Services</u>	<u>Services as Percentage of all CRT Non- Residential Services</u>	<u>Day Services Per Client</u>
OVERALL	2,525	182	7%	8,322	4%	46
<u>Designated Agency</u>						
CSAC (Addison)	146	32	22%	3,373	24%	105
NCSS (Northwest)	218	-	-	-	-	-
HC (Chittenden)	596	73	12%	3,683	8%	50
LCMH (Lamoille)	120	-	-	-	-	-
HCRS (Southeast)	341	-	-	-	-	-
NKHS (Northeast)	187	-	-	-	-	-
CMC (Orange)	153	-	-	-	-	-
RMHS (Rutland)	219	-	-	-	-	-
UCS (Bennington)	134	-	-	-	-	-
WCMH (Washington)	370	77	21%	1,266	4%	16
Pathways	41	-	-	-	-	-

See notes 2, 3 and 11.

TABLE 2C-7
Vermont Agency of Human Services
Department of Mental Health
COMMUNITY REHABILITATION AND TREATMENT PROGRAMS

SERVICE PLANNING AND COORDINATION

Designated Agencies

Fiscal Year 2022

	<u>Total Clients Served</u>	<u>Clients Receiving Planning Services Number</u>	<u>Percent</u>	<u>Number of Planning Services</u>	<u>Services as Percentage of all CRT Non- Residential Services</u>	<u>Planning Services Per Client</u>
OVERALL	2,525	2,063	82%	33,187	15%	16
<u>Designated Agency</u>						
CSAC (Addison)	146	110	75%	1,012	7%	9
NCSS (Northwest)	218	202	93%	3,933	15%	19
HC (Chittenden)	596	423	71%	3,933	9%	9
LCMH (Lamoille)	120	108	90%	2,060	20%	19
HCRS (Southeast)	341	308	90%	4,837	22%	16
NKHS (Northeast)	187	181	97%	6,034	27%	33
CMC (Orange)	153	147	96%	4,901	24%	33
RMHS (Rutland)	219	114	52%	501	2%	4
UCS (Bennington)	134	120	90%	1,082	16%	9
WCMH (Washington)	370	311	84%	4,079	13%	13
Pathways	41	39	95%	815	22%	21

See notes 2, 3 and 12.

TABLE 2C-8
Vermont Agency of Human Services
Department of Mental Health
COMMUNITY REHABILITATION AND TREATMENT PROGRAMS

COMMUNITY SUPPORTS

Designated Agencies

Fiscal Year 2022

	<u>Total Clients Served</u>	<u>Clients Receiving Support Services Number</u>	<u>Percent</u>	<u>Number of Community Support Services</u>	<u>Services as Percentage of all CRT Non- Residential Services</u>	<u>Support Services Per Client</u>
OVERALL	2,525	2,353	93%	137,547	62%	58
<u>Designated Agency</u>						
CSAC (Addison)	146	131	90%	6,085	42%	46
NCSS (Northwest)	218	215	99%	15,715	60%	73
HC (Chittenden)	596	528	89%	27,866	63%	53
LCMH (Lamoille)	120	116	97%	6,964	68%	60
HCRS (Southeast)	341	326	96%	9,792	45%	30
NKHS (Northeast)	187	175	94%	14,907	68%	85
CMC (Orange)	153	145	95%	12,836	62%	89
RMHS (Rutland)	219	214	98%	17,125	85%	80
UCS (Bennington)	134	126	94%	3,275	48%	26
WCMH (Washington)	370	337	91%	20,143	66%	60
Pathways	41	40	98%	2,839	76%	71

See notes 2, 3 and 13.

TABLE 2C-9
Vermont Agency of Human Services
Department of Mental Health
COMMUNITY REHABILITATION AND TREATMENT PROGRAMS

EMPLOYMENT SERVICES

Designated Agencies

Fiscal Year 2022

	<u>Total Clients Served</u>	<u>Clients Receiving Employment Services Number</u>	<u>Percent</u>	<u>Number of Employment Services</u>	<u>Services as Percentage of all CRT Non- Residential Services</u>	<u>Employment Services Per Client</u>
OVERALL	2,525	476	19%	8,327	4%	17
<u>Designated Agency</u>						
CSAC (Addison)	146	34	23%	1,542	11%	45
NCSS (Northwest)	218	45	21%	1,522	6%	34
HC (Chittenden)	596	144	24%	2,147	5%	15
LCMH (Lamoille)	120	26	22%	213	2%	8
HCRS (Southeast)	341	58	17%	1,064	5%	18
NKHS (Northeast)	187	22	12%	125	1%	6
CMC (Orange)	153	39	25%	479	2%	12
RMHS (Rutland)	219	25	11%	198	1%	8
UCS (Bennington)	134	21	16%	112	2%	5
WCMH (Washington)	370	62	17%	925	3%	15
Pathways	41	-	-	-	-	-

See notes 2, 3 and 14.

TABLE 2C-10a
Vermont Agency of Human Services
Department of Mental Health
COMMUNITY REHABILITATION AND TREATMENT PROGRAMS

EMERGENCY/CRISIS ASSESSMENT, SUPPORT AND REFERRAL

Designated Agencies

Fiscal Year 2022

	<u>Total Clients Served</u>	<u>Clients Receiving Emerg./Crisis Services Number</u>	<u>Percent</u>	<u>Number of Emerg./Crisis Services</u>	<u>Services as Percentage of all CRT Non- Residential Services</u>	<u>Emerg./Crisis Services Per Client</u>
OVERALL	2,525	64	3%	299	<0.5%	5
<u>Designated Agency</u>						
CSAC (Addison)	146	29	20%	108	1%	4
NCSS (Northwest)	218	-	-	-	-	-
HC (Chittenden)	596	-	-	-	-	-
LCMH (Lamoille)	120	-	-	-	-	-
HCRS (Southeast)	341	-	-	-	-	-
NKHS (Northeast)	187	35	19%	191	1%	5
CMC (Orange)	153	-	-	-	-	-
RMHS (Rutland)	219	-	-	-	-	-
UCS (Bennington)	134	-	-	-	-	-
WCMH (Washington)	370	-	-	-	-	-
Pathways	41	-	-	-	-	-

See notes 2, 3 and 15.

TABLE 2C-10b
Vermont Agency of Human Services
Department of Mental Health
COMMUNITY REHABILITATION AND TREATMENT PROGRAMS

EMERGENCY/CRISIS BEDS

Designated Agencies

Fiscal Year 2022

	<u>Total Clients Served</u>	<u>Clients Receiving Emergency/Crisis Bed Services</u>		<u>Days of Emergency/Crisis Bed Services</u>	<u>Emergency/Crisis Bed Days Per Client</u>
		<u>Number</u>	<u>Percent</u>		
OVERALL	2,525	44	2%	1,075	24
<u>Designated Agency</u>					
CSAC (Addison)	146	5	3%	64	13
NCSS (Northwest)	218	-	-	-	-
HC (Chittenden)	596	-	-	-	-
LCMH (Lamoille)	120	-	-	-	-
HCRS (Southeast)	341	15	4%	745	50
NKHS (Northeast)	187	-	-	-	-
CMC (Orange)	153	-	-	-	-
RMHS (Rutland)	219	-	-	-	-
UCS (Bennington)	134	-	-	-	-
WCMH (Washington)	370	24	6%	266	11
Pathways	41	-	-	-	-

See notes 2, 3 and 15.

TABLE 2C-11
Vermont Agency of Human Services
Department of Mental Health
COMMUNITY REHABILITATION AND TREATMENT PROGRAMS

HOUSING AND HOME SUPPORTS

Designated Agencies

Fiscal Year 2022

	<u>Total Clients Served</u>	<u>Clients Receiving Housing & Home Supports Number</u>	<u>Percent</u>	<u>Days of Housing & Home Support Services</u>	<u>Housing & Home Support Days Per Client</u>
OVERALL	2,525	248	10%	56,388	227
<u>Designated Agency</u>					
CSAC (Addison)	146	21	14%	7,183	342
NCSS (Northwest)	218	15	7%	4,490	299
HC (Chittenden)	596	86	14%	20,603	240
LCMH (Lamoille)	120	24	20%	7,454	311
HCRS (Southeast)	341	38	11%	5,720	151
NKHS (Northeast)	187	-	-	-	-
CMC (Orange)	153	8	5%	759	95
RMHS (Rutland)	219	-	-	-	-
UCS (Bennington)	134	7	5%	1,718	245
WCMH (Washington)	370	49	13%	8,461	173
Pathways	41	-	-	-	-

See notes 2, 3 and 16.

2E: Emergency Service Programs

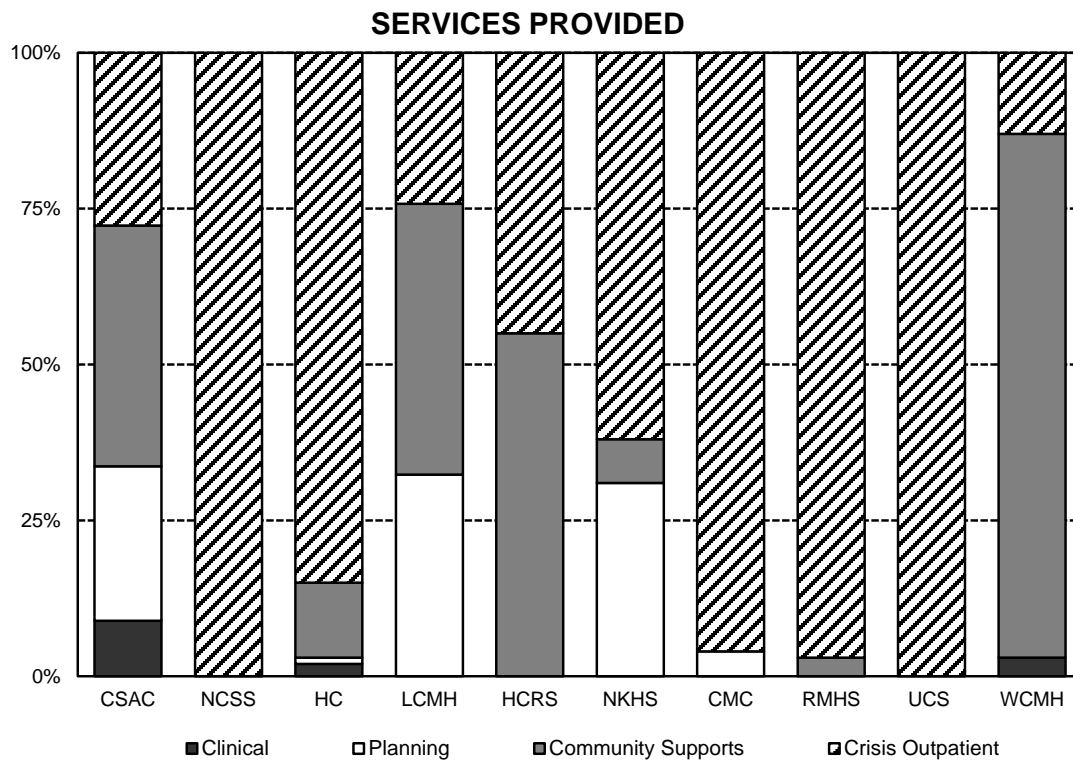


TABLE 2E-1
Vermont Agency of Human Services
Department of Mental Health
EMERGENCY SERVICES

CLINICAL INTERVENTIONS
Designated Agencies
Fiscal Year 2022

	Total Clients <u>Served</u>	Clients Receiving Clinical Interventions <u>Number</u>	<u>Percent</u>	Number of Clinical <u>Interventions</u>	Services as Percentage of all Emergency <u>Non-Residential Services</u>	Clinical Interventions <u>Per Client</u>
OVERALL	10,648	371	3%	1,089	2%	3
<u>Designated Agency</u>						
CSAC (Addison)	237	15	6%	146	9%	10
NCSS (Northwest)	995	-	-	-	-	-
HC (Chittenden)	4,330	276	6%	798	2%	3
LCMH (Lamoille)	569	2	<0.5%	2	<0.5%	1
HCRS (Southeast)	1,894	1	<0.5%	1	<0.5%	1
NKHS (Northeast)	516	-	-	-	-	-
CMC (Orange)	230	-	-	-	-	-
RMHS (Rutland)	356	-	-	-	-	-
UCS (Bennington)	585	-	-	-	-	-
WCMH (Washington)	936	77	8%	142	3%	2

See notes 2, 3 and 10.

TABLE 2E-2
Vermont Agency of Human Services
Department of Mental Health
EMERGENCY SERVICES

SERVICE PLANNING AND COORDINATION
Designated Agencies
Fiscal Year 2022

	Total Clients <u>Served</u>	Clients Receiving Planning & Coordination Services		Number of Planning & Coordination <u>Services</u>	Services as Percentage of all Emergency <u>Non-Residential Services</u>	Planning & Coordination <u>Services Per Client</u>
		<u>Number</u>	<u>Percent</u>			
OVERALL	10,648	753	7%	2,469	4%	3
<u>Designated Agency</u>						
CSAC (Addison)	237	105	44%	407	25%	4
NCSS (Northwest)	995	-	-	-	-	-
HC (Chittenden)	4,330	57	1%	181	1%	3
LCMH (Lamoille)	569	331	58%	1,167	32%	4
HCRS (Southeast)	1,894	10	1%	10	<0.5%	1
NKHS (Northeast)	516	235	46%	674	31%	3
CMC (Orange)	230	13	6%	28	4%	2
RMHS (Rutland)	356	-	-	-	-	-
UCS (Bennington)	585	-	-	-	-	-
WCMH (Washington)	936	2	<0.5%	2	<0.5%	1

See notes 2, 3 and 12.

TABLE 2E-3
Vermont Agency of Human Services
Department of Mental Health
EMERGENCY SERVICES

COMMUNITY SUPPORTS
Designated Agencies
Fiscal Year 2022

	Total Clients <u>Served</u>	Clients Receiving Community Support Services		Number of Community <u>Support Services</u>	Services as Percentage of all Emergency <u>Non-Residential Services</u>	Community Support Services <u>Per Client</u>
		<u>Number</u>	<u>Percent</u>			
OVERALL	10,648	2,809	26%	14,257	23%	5
<u>Designated Agency</u>						
CSAC (Addison)	237	129	54%	637	39%	5
NCSS (Northwest)	995	-	-	-	-	-
HC (Chittenden)	4,330	203	5%	4,275	12%	21
LCMH (Lamoille)	569	287	50%	1,571	43%	5
HCRS (Southeast)	1,894	1,454	77%	3,103	55%	2
NKHS (Northeast)	516	8	2%	155	7%	19
CMC (Orange)	230	-	-	-	-	-
RMHS (Rutland)	356	30	8%	100	3%	3
UCS (Bennington)	585	-	-	-	-	-
WCMH (Washington)	936	698	75%	4,416	84%	6

See notes 2, 3 and 13.

TABLE 2E-4a
Vermont Agency of Human Services
Department of Mental Health
EMERGENCY SERVICES

EMERGENCY/CRISIS ASSESSMENT, SUPPORT AND REFERRAL
Designated Agencies
Fiscal Year 2022

	Total Clients <u>Served</u>	Clients Receiving Emergency/Crisis Services <u>Number</u>	<u>Percent</u>	Number of Emergency/Crisis <u>Services</u>	Services as Percentage of all Emergency <u>Non-Residential Services</u>	Emergency/ Crisis Services <u>Per Client</u>
OVERALL	10,648	8,632	81%	45,021	72%	5
<u>Designated Agency</u>						
CSAC (Addison)	237	138	58%	455	28%	3
NCSS (Northwest)	995	983	99%	3,541	100%	4
HC (Chittenden)	4,330	4,172	96%	30,251	85%	7
LCMH (Lamoille)	569	349	61%	888	24%	3
HCRS (Southeast)	1,894	947	50%	2,576	45%	3
NKHS (Northeast)	516	421	82%	1,356	62%	3
CMC (Orange)	230	225	98%	680	96%	3
RMHS (Rutland)	356	352	99%	2,951	97%	8
UCS (Bennington)	585	564	96%	1,640	100%	3
WCMH (Washington)	936	481	51%	683	13%	1

See notes 2, 3 and 15.

TABLE 2E-4b
Vermont Agency of Human Services
Department of Mental Health
EMERGENCY SERVICES

EMERGENCY/CRISIS BEDS
Designated Agencies
Fiscal Year 2022

	Total Clients <u>Served</u>	Clients Receiving Emergency/Crisis Beds		Days of Emergency/Crisis <u>Beds</u>	Emergency/Crisis <u>Beds</u> <u>Per Client</u>
		<u>Number</u>	<u>Percent</u>		
OVERALL	10,648	533	5%	5,170	10
<u>Designated Agency</u>					
CSAC (Addison)	237	14	6%	302	22
NCSS (Northwest)	995	76	8%	590	8
HC (Chittenden)	4,330	266	6%	1,791	7
LCMH (Lamoille)	569	16	3%	544	34
HCRS (Southeast)	1,894	-	-	-	-
NKHS (Northeast)	516	51	10%	518	10
CMC (Orange)	230	22	10%	245	11
RMHS (Rutland)	356	-	-	-	-
UCS (Bennington)	585	49	8%	357	7
WCMH (Washington)	936	39	4%	823	21

See notes 2, 3 and 15.

Part 3: Vermont Psychiatric Care Hospital

Average Daily Census by Length of Stay
FY2017 - FY2022

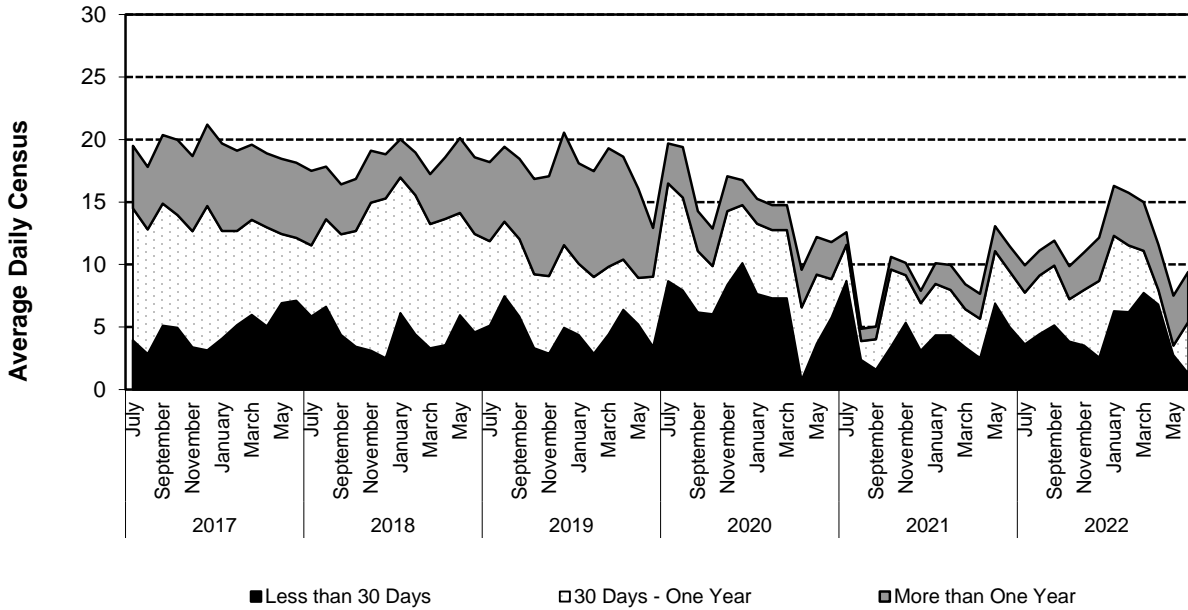


TABLE 3-1-A
Vermont Agency of Human Services
Department of Mental Health

VERMONT PSYCHIATRIC CARE HOSPITAL
AVERAGE DAILY CENSUS
Overall and For Length of Stay Categories
July 2019 through June 2022

	Days Since Admission				
	Overall	<30	30-89	90-365	366+
2019 July	21	9	2	8	3
August	22	8	3	7	4
September	20	6	6	5	3
October	20	6	7	4	3
November	21	8	4	6	3
December	23	10	7	5	2
2020 January	24	8	9	6	2
February	23	7	8	5	2
March	23	7	8	5	2
April	13	1	3	6	3
May	13	4	1	6	3
June	13	6	1	3	3
2020 July	15	9	2	3	1
August	10	2	5	1	1
September	10	2	5	2	1
October	13	3	2	6	1
November	13	5	3	4	1
December	14	3	6	4	1
2021 January	14	4	4	4	2
February	14	4	4	4	2
March	15	3	6	3	2
April	13	3	5	3	2
May	16	7	3	4	2
June	16	5	5	4	2
2021 July	16	4	6	4	2
August	16	4	5	5	2
September	16	5	4	5	2
October	16	4	6	3	3
November	16	4	5	4	3
December	14	3	2	6	3
2022 January	16	6	0	6	4
February	17	6	2	5	4
March	18	8	3	3	4
April	18	7	6	1	4
May	16	3	9	1	4
June	14	1	4	4	4

TABLE 3-2
Vermont Agency of Human Services
Department of Mental Health

VERMONT PSYCHIATRIC CARE HOSPITAL
MONTHLY UTILIZATION
Fiscal Year 2022

<u>Month</u>	<u>Admissions</u>	<u>Discharges</u>	<u>Total Patient Days</u>	<u>Average Daily Census</u>
OVERALL	65	68	5,847	16.0
<u>Month</u>				
July	3	3	494	15.9
August	6	6	494	15.9
September	6	6	471	15.7
October	4	4	492	15.9
November	4	4	480	16.0
December	5	5	429	13.8
January	11	9	511	16.5
February	7	7	486	17.4
March	7	10	551	17.8
April	9	6	527	17.6
May	0	4	497	16.0
June	3	4	415	13.8

See note 19.

TABLE 3-3
Vermont Agency of Human Services
Department of Mental Health

VERMONT PSYCHIATRIC CARE HOSPITAL
CATCHMENT AREA AND UTILIZATION
Fiscal Year 2022

	<u>Admissions</u>	<u>Discharges</u>	<u>Total Patient Days</u>	<u>Average Daily Census</u>	<u>Percent of all Patient Days</u>
OVERALL	65	68	5,847	16.0	100%
<u>Catchment Area</u>					
CSAC (Addison)	1	1	6	0.0	<0.5%
NCSS (Northwest)	-	-	-	-	-
HC (Chittenden)	29	29	2,342	6.4	40%
LCC (Lamoille)	1	1	77	0.2	1%
HCRS (Southeast)	8	9	650	1.8	11%
NKHS (Northeast)	5	5	479	1.3	8%
CMC (Orange)	1	1	37	0.1	1%
RMHS (Rutland)	-	-	-	-	-
UCS (Bennington)	4	4	235	0.6	4%
WCMH (Washington)	16	17	1,994	5.5	34%
Other/Unknown	-	1	27	0.1	<0.5%

See notes 2 and 19.

TABLE 3-4
 Vermont Agency of Human Services
 Department of Mental Health

VERMONT PSYCHIATRIC CARE HOSPITAL
AGE AND UTILIZATION
 Fiscal Year 2022

	<u>Admissions</u>	<u>Discharges</u>	<u>Total Patient Days</u>	<u>Average Daily Census</u>	<u>Percent of all Patient Days</u>
OVERALL	65	68	5,847	16.0	100%
<u>Age</u>					
13 - 19	1	1	18	0.0	0%
20 - 34	28	27	1,730	4.7	30%
35 - 49	23	23	2,033	5.6	35%
50 - 64	10	12	785	2.2	13%
65+	3	5	1,281	3.5	22%

See notes 4 and 19.

TABLE 3-5
 Vermont Agency of Human Services
 Department of Mental Health

VERMONT PSYCHIATRIC CARE HOSPITAL
GENDER AND UTILIZATION
 Fiscal Year 2022

	<u>Admissions</u>	<u>Discharges</u>	<u>Total Patient Days</u>	<u>Average Daily Census</u>	<u>Percent of all Patient Days</u>
OVERALL	65	68	5,847	16.0	100%
<u>Gender</u>					
Male	48	48	3,555	9.7	61%
Female	17	20	2,292	6.3	39%
Other/Unknown	-	-	-	-	-

See note 19.

TABLE 3-6
Vermont Agency of Human Services
Department of Mental Health

VERMONT PSYCHIATRIC CARE HOSPITAL
DIAGNOSIS AND UTILIZATION
Fiscal Year 2022

<u>ICD 10</u>	<u>Admissions</u>		<u>Discharges</u>		<u>Total</u>	<u>Average</u>	<u>Percent of all</u>
					<u>Patient Days</u>	<u>Daily Census</u>	<u>Patient Days</u>
OVERALL	65		68		5,847	16.0	100%
<u>Diagnosis</u>	<u>Number</u>	<u>Percent</u>	<u>Number</u>	<u>Percent</u>			
Physiological Conditions	-	-	1	<0.5%	54	0.1	1%
Psychoactive Substance Use	23	35%	23	34%	2,001	5.5	34%
Schizophrenia Other Non-Mood Psychotic Disorders	47	72%	50	74%	5,113	14.0	87%
Mood [Affective] Disorders	18	28%	18	26%	1,129	3.1	19%
Anxiety and Other Nonpsychotic Mental Disorders	20	31%	23	34%	2,351	6.4	40%
Behavioral Syndromes	1	2%	2	3%	42	0.1	1%
Disorders of Adult Personality and Behavior	6	9%	7	10%	554	1.5	9%
Intellectual Disabilities	-	-	-	-	-	-	-
Pervasive and Specific Developmental Disorders	1	<0.5%	1	1%	48	0.1	1%
Behavioral Emotional Disorders/Child Adolescence	4	<0.5%	3	4%	137	0.4	2%
Unspecified Mental Disorder	1	<0.5%	1	1%	44	0.1	1%
Deferred	-	-	-	-	-	-	-

As clients may have many diagnoses reported, diagnostic groups do not represent an unduplicated count of clients served.

See notes 7 and 19.

TABLE 3-7
Vermont Agency of Human Services
Department of Mental Health

VERMONT PSYCHIATRIC CARE HOSPITAL
LEGAL STATUS ON ADMISSION AND UTILIZATION
Fiscal Year 2022

	<u>Admissions</u>	<u>Discharges</u>	<u>Total Patient Days</u>	<u>Average Daily Census</u>	<u>Percent of all Patient Days</u>
OVERALL	65	68	5,847	16.0	100%
<u>Legal Status on Admission</u>					
Voluntary	-	-	-	-	-
Emergency	52	54	4,278	11.7	73%
Forensic	13	14	1,569	4.3	27%
Other	-	-	-	-	-

See notes 19 and 20.

TABLE 3-8
 Vermont Agency of Human Services
 Department of Mental Health

VERMONT PSYCHIATRIC CARE HOSPITAL
TYPE OF ADMISSION AND UTILIZATION
 Fiscal Year 2022

	<u>Admissions</u>	<u>Discharges</u>	<u>Total Patient Days</u>	<u>Average Daily Census</u>	<u>Percent of all Patient Days</u>
OVERALL	65	68	5,847	16.0	100%
<u>Type of Admission</u>					
First Admission	41	43	3,378	9.3	58%
Readmission	24	25	2,469	6.8	42%

See notes 19 and 21.

TABLE 3-9
Vermont Agency of Human Services
Department of Mental Health

VERMONT PSYCHIATRIC CARE HOSPITAL
CATCHMENT AREA AND LEGAL STATUS OF PATIENTS ADMITTED
Fiscal Year 2022

	<u>Admissions</u>	<u>Legal Status</u>			
		<u>Voluntary</u>	<u>Emergency</u>	<u>Forensic</u>	<u>Other</u>
OVERALL	65	-	80%	20%	-
<u>Catchment Area</u>					
CSAC (Addison)	1	-	100%	-	-
NCSS (Northwest)	-	-	-	-	-
HC (Chittenden)	29	-	86%	14%	-
LCC (Lamoille)	1	-	-	-	-
HCRS (Southeast)	8	-	75%	25%	-
NKHS (Northeast)	5	-	100%	-	-
CMC (Orange)	1	-	100%	-	-
RMHS (Rutland)	-	-	-	-	-
UCS (Bennington)	4	-	75%	25%	-
WCMH (Washington)	16	-	69%	31%	-
Other/Unknown	-	-	-	-	-

See notes 2, 19 and 20.

TABLE 3-10
 Vermont Agency of Human Services
 Department of Mental Health

VERMONT PSYCHIATRIC CARE HOSPITAL
AGE AND LEGAL STATUS OF PATIENTS ADMITTED
 Fiscal Year 2022

	<u>Admissions</u>	<u>Legal Status</u>			
		<u>Voluntary</u>	<u>Emergency</u>	<u>Forensic</u>	<u>Other</u>
OVERALL	65	-	80%	20%	-
<u>Age</u>					
13 - 19	1	-	100%	0%	-
20 - 34	28	-	75%	25%	-
35 - 49	23	-	83%	17%	-
50 - 64	10	-	90%	10%	-
65+	3	-	67%	33%	-

See notes 4, 19, and 20.

TABLE 3-11
 Vermont Agency of Human Services
 Department of Mental Health

VERMONT PSYCHIATRIC CARE HOSPITAL
GENDER AND LEGAL STATUS OF PATIENTS ADMITTED
 Fiscal Year 2022

	<u>Admissions</u>	<u>Legal Status</u>			
		<u>Voluntary</u>	<u>Emergency</u>	<u>Forensic</u>	<u>Other</u>
OVERALL	65	-	80%	20%	-
<u>Gender</u>					
Male	48	-	75%	25%	-
Female	17	-	94%	6%	-
Other/Unknown	-	-	-	-	-

See notes 19 and 20.

TABLE 3-12
Vermont Agency of Human Services
Department of Mental Health

VERMONT PSYCHIATRIC CARE HOSPITAL
DIAGNOSIS AND LEGAL STATUS OF PATIENTS ADMITTED
Fiscal Year 2022

<u>ICD 10</u>	<u>Admissions</u>	<u>Legal Status</u>			
		<u>Voluntary</u>	<u>Emergency</u>	<u>Forensic</u>	<u>Other</u>
OVERALL	65	-	80%	20%	-
<u>Diagnosis</u>					
Physiological Conditions	-	-	-	-	-
Psychoactive Substance Use	23	-	38%	23%	-
Schizophrenia Other Non-Mood Psychotic Disorders	47	-	71%	77%	-
Mood [Affective] Disorders	18	-	29%	23%	-
Anxiety and Other Nonpsychotic Mental Disorders	20	-	35%	15%	-
Behavioral Syndromes	1	-	2%	-	-
Disorders of Adult Personality and Behavior	6	-	8%	15%	-
Intellectual Disabilities	0	-	-	-	-
Pervasive and Specific Developmental Disorders	1	-	-	8%	-
Behavioral Emotional Disorders/Child Adolescence	4	-	8%	-	-
Unspecified Mental Disorder	1	-	-	8%	-
Deferred	-	-	-	-	-

Reported percentages refer to the proportion of clients by legal status who have received the specified diagnoses. For example, of the 38 emergency clients, 53% were diagnosed with Psychoactive Substance Use. A client may be represented in one or more diagnosis category. As clients may have many diagnoses reported, diagnostic groups do not represent an unduplicated count of clients served.

See notes 7, 19 and 20.

TABLE 3-13
 Vermont Agency of Human Services
 Department of Mental Health

VERMONT PSYCHIATRIC CARE HOSPITAL
TYPE OF ADMISSION AND LEGAL STATUS OF PATIENTS ADMITTED
 Fiscal Year 2022

	<u>Admissions</u>	<u>Legal Status</u>		
		<u>Voluntary</u>	<u>Emergency</u>	<u>Forensic</u>
OVERALL	65	-	80%	20%
<u>Type of Admission</u>				
First Admission	41	-	73%	27%
Readmission	24	-	92%	8%

See notes 19, 20 and 21.

TABLE 3-14
Vermont Agency of Human Services
Department of Mental Health

VERMONT PSYCHIATRIC CARE HOSPITAL
CATCHMENT AREA AND DISCHARGE RATE OF PATIENTS ADMITTED
Fiscal Year 2022

	<u>Admissions</u>	<u>Percent Discharged Within</u>			
		<u>1 Week</u>	<u>2 Weeks</u>	<u>1 Month</u>	<u>3 Months</u>
OVERALL	65	6%	15%	35%	78%
<u>Catchment Area</u>					
CSAC (Addison)	1	100%	100%	100%	100%
NCSS (Northwest)	0	-	-	-	-
HC (Chittenden)	29	3%	17%	45%	79%
LCC (Lamoille)	1	-	-	-	100%
HCRS (Southeast)	8	-	-	25%	88%
NKHS (Northeast)	5	-	20%	40%	60%
CMC (Orange)	1	-	-	-	100%
RMHS (Rutland)	0	-	-	-	-
UCS (Bennington)	4	-	25%	25%	75%
WCMH (Washington)	16	13%	13%	25%	75%
Other/Unknown	0	-	-	-	-

See notes 2, 19 and 22.

TABLE 3-15
 Vermont Agency of Human Services
 Department of Mental Health

VERMONT PSYCHIATRIC CARE HOSPITAL
AGE AND DISCHARGE RATE OF PATIENTS ADMITTED
 Fiscal Year 2022

	<u>Admissions</u>	<u>Percent Discharged Within</u>			
		<u>1 Week</u>	<u>2 Weeks</u>	<u>1 Month</u>	<u>3 Months</u>
OVERALL	65	6%	15%	35%	78%
<u>Age</u>					
13 - 19	1	-	-	100%	100%
20 - 34	28	-	14%	36%	82%
35 - 49	23	13%	22%	43%	78%
50 - 64	10	10%	10%	10%	70%
65+	3	-	-	33%	67%

See notes 2, 19 and 22.

TABLE 3-16
 Vermont Agency of Human Services
 Department of Mental Health

VERMONT PSYCHIATRIC CARE HOSPITAL
GENDER AND DISCHARGE RATE OF PATIENTS ADMITTED
 Fiscal Year 2022

	<u>Admissions</u>	<u>Percent Discharged Within</u>			
		<u>1 Week</u>	<u>2 Weeks</u>	<u>1 Month</u>	<u>3 Months</u>
OVERALL	65	6%	15%	35%	78%
<u>Gender</u>					
Male	48	4%	17%	40%	81%
Female	17	12%	12%	24%	71%
Other/Unknown	-	-	-	-	-

See notes 19 and 22.

TABLE 3-17
Vermont Agency of Human Services
Department of Mental Health

VERMONT PSYCHIATRIC CARE HOSPITAL
DIAGNOSIS AND DISCHARGE RATE OF PATIENTS ADMITTED
Fiscal Year 2022

<u>ICD 10</u>	<u>Admissions</u>	<u>Percent Discharged Within</u>			
		<u>1 Week</u>	<u>2 Weeks</u>	<u>1 Month</u>	<u>3 Months</u>
OVERALL	65	6%	15%	35%	78%
<u>Diagnosis</u>					
Physiological Conditions	0	-	-	-	-
Psychoactive Substance Use	23	0%	9%	52%	78%
Schizophrenia Other Non-Mood Psychotic Disorders	47	9%	19%	36%	74%
Mood [Affective] Disorders	18	-	6%	28%	89%
Anxiety and Other Nonpsychotic Mental Disorders	20	5%	10%	40%	70%
Behavioral Syndromes	1	100%	100%	100%	100%
Disorders of Adult Personality and Behavior	6	-	-	33%	67%
Intellectual Disabilities	-	-	-	-	-
Pervasive and Specific Developmental Disorders	1	-	-	-	100%
Behavioral Emotional Disorders/Child Adolescence	4	-	-	75%	75%
Unspecified Mental Disorder	1	-	-	-	100%
Deferred	-	-	-	-	-

As clients may have many diagnoses reported, diagnostic groups do not represent an unduplicated count of clients served.

See notes 7, 19 and 22.

TABLE 3-18
Vermont Agency of Human Services
Department of Mental Health

VERMONT PSYCHIATRIC CARE HOSPITAL
LEGAL STATUS AND DISCHARGE RATE OF PATIENTS ADMITTED
Fiscal Year 2022

	<u>Admissions</u>	<u>Percent Discharged Within</u>			
		<u>1 Week</u>	<u>2 Weeks</u>	<u>1 Month</u>	<u>3 Months</u>
OVERALL	65	6%	15%	35%	78%
<u>Legal Status</u>					
Voluntary	-	-	-	-	-
Emergency	52	8%	17%	40%	77%
Forensic	13	-	8%	15%	85%
Other	-	-	-	-	-

See notes 19, 20 and 22.

TABLE 3-19
 Vermont Agency of Human Services
 Department of Mental Health

VERMONT PSYCHIATRIC CARE HOSPITAL
TYPE OF ADMISSION AND DISCHARGE RATE OF PATIENTS ADMITTED
 Fiscal Year 2022

	<u>Admissions</u>	<u>Percent Discharged Within</u>			
		<u>1 Week</u>	<u>2 Weeks</u>	<u>1 Month</u>	<u>3 Months</u>
OVERALL	65	6%	15%	35%	78%
<u>Type of Admission</u>					
First Admisssion	41	5%	17%	34%	80%
Readmission	24	8%	13%	38%	75%

See notes 19, 21 and 22.

TABLE 3-20
 Vermont Agency of Human Services
 Department of Mental Health

VERMONT PSYCHIATRIC CARE HOSPITAL
CATCHMENT AREA AND LENGTH OF STAY OF PATIENTS IN RESIDENCE AT END OF YEAR
 Fiscal Year 2022

	<u>Patients at end of Year</u>	<u>Median Length of Stay</u>	<u>Mean Length of Stay</u>
OVERALL	13	2 months	10 months
<u>Catchment Area</u>			
CSAC (Addison)	-	-	-
NCSS (Northwest)	-	-	-
HC (Chittenden)	5	4 months	1 year, 7 months
LCC (Lamoille)	-	-	-
HCRS (Southeast)	1	-	-
NKHS (Northeast)	2	1 month	1 month
CMC (Orange)	-	-	-
RMHS (Rutland)	-	-	-
UCS (Bennington)	1	2 months	2 months
WCMH (Washington)	4	9 months	9 months
Other/Unknown	-	-	-

See notes 2 and 23.

TABLE 3-21
 Vermont Agency of Human Services
 Department of Mental Health

VERMONT PSYCHIATRIC CARE HOSPITAL
AGE AND LENGTH OF STAY OF PATIENTS IN RESIDENCE AT END OF YEAR
 Fiscal Year 2022

	<u>Patients at end of Year</u>	<u>Median Length of Stay</u>	<u>Mean Length of Stay</u>
OVERALL	13	2 months	10 months
<u>Age</u>			
13 - 19	-	-	-
20 - 34	4	2 months	2 months
35 - 49	4	1 year, 2 months	1 year, 10 months
50 - 64	2	2 months	2 months
65+	3	1 year, 2 months	1 year

See notes 4 and 23.

TABLE 3-22
 Vermont Agency of Human Services
 Department of Mental Health

VERMONT PSYCHIATRIC CARE HOSPITAL
GENDER AND LENGTH OF STAY OF PATIENTS IN RESIDENCE AT END OF YEAR
 Fiscal Year 2022

	<u>Patients at end of Year</u>	<u>Median Length of Stay</u>	<u>Mean Length of Stay</u>
OVERALL	13	2 months	10 months
<u>Gender</u>			
Male	9	2 months	11 months
Female	4	8 months	9 months
Other/Unknown	-	-	-

See note 23.

TABLE 3-23
Vermont Agency of Human Services
Department of Mental Health

VERMONT PSYCHIATRIC CARE HOSPITAL
DIAGNOSIS AND LENGTH OF STAY OF PATIENTS IN RESIDENCE AT END OF YEAR
Fiscal Year 2022

<u>ICD 10</u>	<u>Patients at end of Year</u>	<u>Median Length of Stay</u>	<u>Mean Length of Stay</u>
OVERALL	13	2 months	10 months
<u>Diagnosis</u>			
Physiological Conditions	13	2 months	10 months
Psychoactive Substance Use	4	1 year, 4 months	1 year, 11 months
Schizophrenia Other Non-Mood Psychotic Disorders	12	3 months	11 months
Mood [Affective] Disorders	2	1 year, 2 months	1 year, 2 months
Anxiety and Other Nonpsychotic Mental Disorders	4	8 months	11 months
Behavioral Syndromes	-	-	-
Disorders of Adult Personality and Behavior	-	-	-
Intellectual Disabilities	-	-	-
Pervasive and Specific Developmental Disorders	-	-	-
Behavioral Emotional Disorders/Child Adolescence	1	2 months	2 months
Unspecified Mental Disorder	-	-	-
Deferred	-	-	-

As clients may have many diagnoses reported, diagnostic groups do not represent an unduplicated count of clients served.

See notes 7 and 23.

TABLE 3-24
 Vermont Agency of Human Services
 Department of Mental Health

VERMONT PSYCHIATRIC CARE HOSPITAL
LEGAL STATUS AND LENGTH OF STAY OF PATIENTS IN RESIDENCE AT END OF YEAR
 Fiscal Year 2022

	<u>Patients at end of Year</u>	<u>Median Length of Stay</u>	<u>Mean Length of Stay</u>
OVERALL	13	2 months	10 months
<u>Legal Status</u>			
Voluntary	-	-	-
Emergency	9	2 months	5 months
Forensic	4	1 year, 2 months	1 year, 10 months
Other	-	-	-

See notes 20 and 23.

TABLE 3-25
 Vermont Agency of Human Services
 Department of Mental Health

VERMONT PSYCHIATRIC CARE HOSPITAL
TYPE OF ADMISSION AND LENGTH OF STAY OF PATIENTS IN RESIDENCE AT END OF YEAR
 Fiscal Year 2022

	<u>Patients at end of Year</u>	<u>Median Length of Stay</u>	<u>Mean Length of Stay</u>
OVERALL	13	2 months	10 months
<u>Type of Admission</u>			
First Admission	8	2 months	11 months
Readmission	5	3 months	10 months

See notes 21 and 23.

Part 4: Historical Overview

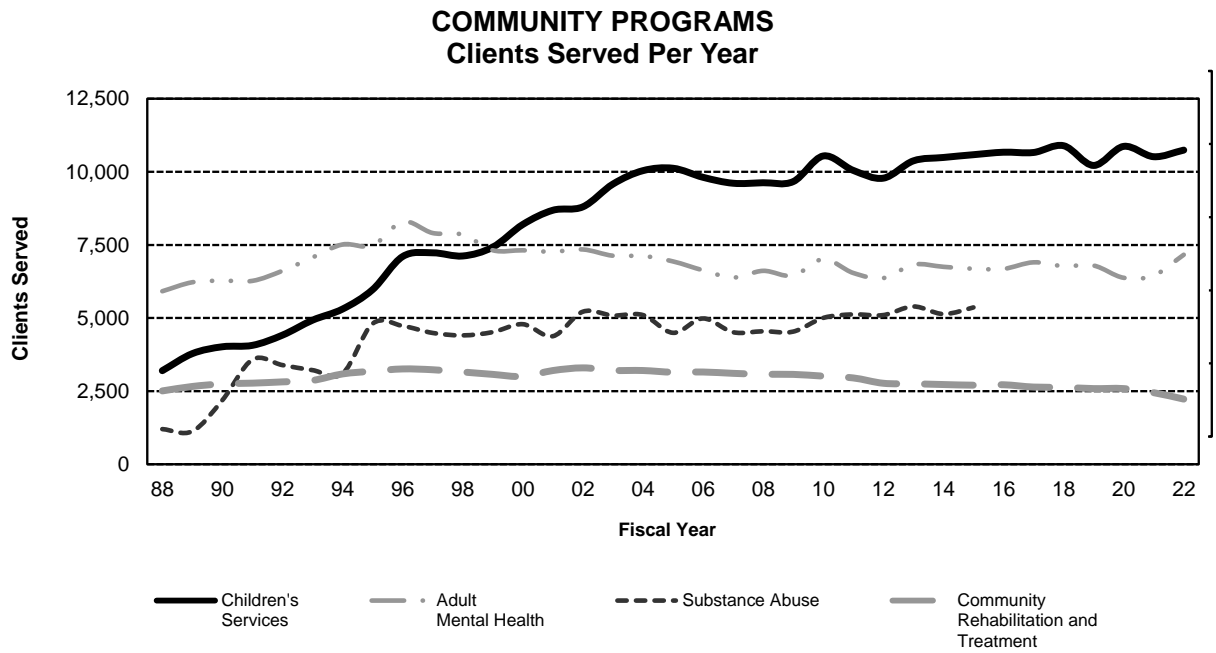


TABLE 4-1
Vermont Agency of Human Services
Department of Mental Health

NUMBER OF CLIENTS SERVED: FY1993 - FY2022
by Clients' Primary Program Assignment

<u>Fiscal Year</u>	<u>Children's Services</u>	<u>Adult MH Outpatient</u>	<u>Community Rehabilitation</u>	<u>Substance Abuse</u>	<u>Unassigned</u>	<u>State Hospital</u>
1993	4,703	7,071	2,867	3,219	428	333
1994	5,167	7,516	3,089	3,104	393	323
1995	5,971	7,480	3,183	4,807	437	305
1996	7,103	7,711	3,259	4,430	487	294
1997	7,230	7,907	3,232	4,490	577	327
1998	7,122	7,851	3,155	4,407	734	246
1999	7,424	7,317	3,073	4,518	1,314	257
2000	8,204	7,324	3,003	4,789	1,972	244
2001	8,670	7,189	3,259	4,357	2,136	254
2002	8,967	7,345	3,296	5,217	2,218	234
2003	9,749	7,130	3,210	5,087	2,360	231
2004	10,040	7,120	3,205	5,101	2,396	218
2005	10,122	6,936	3,145	4,495	2,898	216
2006	9,812	6,631	3,154	4,985	2,540	231
2007	9,609	6,384	3,109	4,515	1,887	255
2008	9,627	6,614	3,076	4,548	1,950	246
2009	9,665	6,448	3,073	4,536	2,270	261
2010	10,541	7,015	3,013	5,004	3,459	261
2011	10,048	6,541	2,952	5,125	4,321	254
2012	9,783	6,366	2,769	5,101	5,485	87
2013	10,374	6,826	2,752	5,395	5,668	26
2014	10,490	6,752	2,726	5,137	5,411	36
2015	10,585	6,685	2,704	-	5,205	67
2016	10,670	6,681	2,718	-	4,556	73
2017	10,661	6,905	2,640	-	4,267	88
2018	10,892	6,773	2,628	-	4,807	79
2019	10,218	6,794	2,587	-	4,833	87
2020	10,870	6,376	2,456	-	5,559	102
2021	10,517	6,455	2,448	-	5,698	67
2022	10,742	7,164	2,228	-	7,006	75

See notes 1, 2 and 3.

TABLE 4-2
Vermont Agency of Human Services
Department of Mental Health

CHILDREN'S SERVICES PROGRAMS
NUMBER OF CLIENTS SERVED: FY1993 - FY2022
by Designated Agency

<u>Fiscal Year</u>	<u>CSAC</u>	<u>NCSS</u>	<u>HC</u>	<u>LCMH</u>	<u>HCRS</u>	<u>NKHS</u>	<u>CMC</u>	<u>RMHS</u>	<u>UCS</u>	<u>WCMH</u>	<u>NFI</u>	<u>Total</u>
1993	680	381	465	207	975	484	256	478	248	473	56	4,703
1994	733	416	496	223	1,077	487	289	616	277	483	70	5,167
1995	805	517	653	166	1,162	681	346	672	297	566	106	5,971
1996	833	545	977	171	1,330	823	490	754	422	609	149	7,103
1997	684	520	1,033	203	1,435	867	525	694	476	570	223	7,230
1998	642	485	1,027	230	1,363	967	543	622	463	525	255	7,122
1999	746	547	1,220	169	1,303	1,005	521	696	514	564	139	7,424
2000	788	756	1,281	209	1,482	976	636	696	572	701	107	8,204
2001	810	788	1,577	188	1,216	964	944	711	565	715	192	8,670
2002	954	853	1,702	219	1,298	1,011	513	709	550	716	442	8,967
2003	859	924	1,621	546	1,573	1,045	583	847	556	767	428	9,749
2004	861	1,126	1,577	546	1,704	1,026	543	933	553	759	412	10,040
2005	870	1,164	1,989	421	1,617	1,054	466	951	456	716	418	10,122
2006	848	1,128	1,891	489	1,470	803	584	1,054	523	693	329	9,812
2007	909	1,161	2,029	430	1,285	806	575	961	563	769	121	9,609
2008	804	1,215	1,977	388	1,375	827	563	936	620	741	181	9,627
2009	691	1,243	1,951	359	1,455	947	542	915	573	764	225	9,665
2010	777	1,243	2,092	426	1,630	961	595	1,013	548	913	343	10,541
2011	805	1,131	1,813	361	1,645	877	611	1,025	464	930	386	10,048
2012	847	1,049	1,639	329	1,672	952	615	1,030	456	897	297	9,783
2013	1,164	1,247	1,573	318	1,695	1,001	592	962	500	956	366	10,374
2014	1,109	1,463	1,480	337	1,640	997	621	915	546	1,023	359	10,490
2015	1,025	1,582	1,662	338	1,484	976	671	918	524	1,033	372	10,585
2016	913	1,743	1,872	296	1,375	821	687	906	449	1,007	601	10,670
2017	930	1,720	1,943	346	1,270	740	614	976	436	1,121	565	10,661
2018	981	1,874	1,981	401	1,216	642	590	982	524	1,085	616	10,892
2019	939	1,475	1,921	402	1,362	503	616	979	489	1,067	465	10,218
2020	940	1,891	2,487	380	1,221	486	578	970	508	981	428	10,870
2021	931	1,340	2,709	345	1,172	469	601	1,011	546	958	435	10,517
2022	903	1,642	2,662	384	1,140	472	589	962	544	992	452	10,742

See notes 1, 2 and 3.

TABLE 4-3
Vermont Agency of Human Services
Department of Mental Health

ADULT MENTAL HEALTH OUTPATIENT PROGRAMS
NUMBER OF CLIENTS SERVED: FY1993 - FY2022
by Designated Agency

<u>Fiscal Year</u>	<u>CSAC</u>	<u>NCSS</u>	<u>HC</u>	<u>LCMH</u>	<u>HCRS</u>	<u>NKHS</u>	<u>CMC</u>	<u>RMHS</u>	<u>UCS</u>	<u>WCMH</u>	<u>PATH</u>	<u>Total</u>
1993	582	793	1,173	259	1,420	692	339	711	511	591	-	7,071
1994	677	874	1,286	263	1,493	704	270	835	486	628	-	7,516
1995	679	879	1,245	175	1,577	776	202	806	530	611	-	7,480
1996	588	807	1,293	216	1,581	785	269	799	635	738	-	7,711
1997	623	818	1,337	288	1,579	667	282	782	778	753	-	7,907
1998	628	710	1,408	326	1,504	622	276	818	804	755	-	7,851
1999	739	679	1,047	281	1,134	752	273	923	681	808	-	7,317
2000	741	940	792	332	1,108	815	270	812	791	723	-	7,324
2001	800	948	700	326	679	813	291	958	878	796	-	7,189
2002	809	953	686	283	718	971	369	888	896	772	-	7,345
2003	782	967	653	308	894	841	477	760	866	582	-	7,130
2004	632	1,019	690	208	962	927	508	694	883	597	-	7,120
2005	569	1,037	723	117	879	997	415	814	763	622	-	6,936
2006	564	1,075	658	123	681	706	560	775	851	638	-	6,631
2007	631	1,090	547	146	694	687	520	642	803	624	-	6,384
2008	587	1,122	471	214	653	824	541	632	857	713	-	6,614
2009	460	1,104	522	242	662	1,000	556	261	840	801	-	6,448
2010	664	1,028	590	227	710	1,032	605	286	860	1,013	-	7,015
2011	687	864	516	32	767	978	640	236	864	957	-	6,541
2012	755	646	489	55	749	1,025	642	247	809	949	-	6,366
2013	907	850	586	165	927	1,035	616	226	691	823	-	6,826
2014	728	805	478	157	938	1,191	612	186	647	1,010	-	6,752
2015	638	817	553	138	954	1,022	617	193	593	1,041	119	6,685
2016	539	759	471	174	995	1,015	575	207	649	1,169	128	6,681
2017	540	798	527	160	914	1,013	541	251	682	1,348	131	6,905
2018	616	834	599	165	862	839	540	299	589	1,284	146	6,773
2019	650	599	604	185	964	938	579	334	555	1,241	145	6,794
2020	570	769	311	156	824	870	563	313	717	1,138	145	6,376
2021	504	543	314	188	843	900	692	365	825	1,136	145	6,455
2022	452	836	489	196	780	1,039	750	490	767	1,229	136	7,164

See notes 1, 2 and 3.

TABLE 4-4
Vermont Agency of Human Services
Department of Mental Health

COMMUNITY REHABILITATION AND TREATMENT PROGRAMS
NUMBER OF CLIENTS SERVED: FY1993 - FY2022
by Designated Agency

<u>Fiscal Year</u>	<u>CSAC</u>	<u>NCSS</u>	<u>HC</u>	<u>LCMH</u>	<u>HCRS</u>	<u>NKHS</u>	<u>CMC</u>	<u>RMHS</u>	<u>UCS</u>	<u>WCMH</u>	<u>PATH</u>	<u>Total</u>
1993	123	164	550	146	341	446	79	268	215	535	-	2,867
1994	132	196	587	141	357	481	84	275	214	622	-	3,089
1995	136	226	617	139	339	492	109	294	232	599	-	3,183
1996	146	210	623	133	402	455	122	316	225	627	-	3,259
1997	149	217	629	129	376	455	120	319	197	641	-	3,232
1998	154	243	635	130	344	434	116	313	190	596	-	3,155
1999	172	233	647	138	395	397	124	317	187	463	-	3,073
2000	170	203	659	146	390	373	116	324	189	433	-	3,003
2001	165	228	669	159	434	417	172	335	202	478	-	3,259
2002	166	244	648	156	428	442	182	349	192	489	-	3,296
2003	166	241	653	147	411	424	178	324	187	479	-	3,210
2004	173	250	671	138	429	411	169	310	192	462	-	3,205
2005	175	225	672	145	412	403	169	308	184	452	-	3,145
2006	174	228	669	143	414	400	187	310	183	446	-	3,154
2007	184	240	660	142	385	376	188	302	189	443	-	3,109
2008	177	232	692	133	382	358	199	291	178	434	-	3,076
2009	187	233	685	138	384	357	192	284	184	429	-	3,073
2010	189	236	677	141	375	319	187	292	165	432	-	3,013
2011	188	230	687	143	387	288	173	282	158	416	-	2,952
2012	187	234	655	140	400	254	169	274	156	300	-	2,769
2013	182	223	657	122	406	228	152	267	156	359	-	2,752
2014	178	229	652	131	389	226	139	265	159	358	-	2,726
2015	170	225	650	125	382	218	125	266	156	337	50	2,704
2016	166	229	620	119	374	238	164	267	153	339	49	2,718
2017	165	227	610	120	382	232	108	268	142	339	47	2,640
2018	153	225	615	132	378	227	100	274	142	335	47	2,628
2019	155	218	575	132	381	220	88	279	142	347	50	2,587
2020	151	221	571	122	338	208	81	219	138	350	57	2,456
2021	141	193	555	120	357	194	141	228	120	349	50	2,448
2022	126	197	548	103	307	110	138	201	117	340	41	2,228

See notes 1, 2 and 3.

Part 5: Notes

OVERVIEW

1. The Scope of This Report

The Vermont Department of Mental Health (DMH) is responsible for a variety of publicly funded outpatient, inpatient, residential, and support services provided to children and adults who have an emotional disturbance and/or mental illness. DMH contracts with one designated agency (DA) in each geographic region of the state to be responsible for ensuring needed services are available through local planning, support coordination, and outcomes monitoring within their region. A specialized service agency (SSA) is a separate entity also contracted by DMH that provides community services to a specific population. This report describes clients served and services provided during FY2022 by ten designated agencies, two specialized service agencies for mental health services, and the Vermont Psychiatric Care Hospital (VPCH). Specialized Service Agencies that provide services under contract with the Division of Alcohol and Drug Abuse Program (ADAP) Department of Aging and Independent Living (DAIL) are not included in this report.

The Department of Mental Health is responsible for the Vermont Psychiatric Care Hospital (VPCH) and mental health programs at Vermont's designated agencies, including Children's Services Programs, Adult Mental Health Outpatient Programs, Community Rehabilitation and Treatment Programs, and Emergency Services Programs. On intake, most clients are assigned to one of these programs within the agency (primary program assignment). The services clients receive may be provided by more than one program in that agency (program of service). Many designated agencies also provide substance abuse services under contract with the State's Division of Alcohol and Drug Abuse Programs (ADAP) in the Department of Health. Data on this latter type of service is no longer contained in this report.

Prior to the arrival of Tropical Storm Irene in August 2011, the Vermont State Hospital had been a state-operated psychiatric hospital located in Waterbury, Vermont. The Vermont State Hospital (VSH) served Vermont Residents with serious mental illness since the 1890s. In the wake of Tropical Storm Irene, VSH ceased to exist as a center of treatment. During its last years, VSH served patients on both a short- and long-term basis. Short-term patients included adults who were experiencing an acute psychotic episode and criminal defendants referred to the hospital for psychiatric evaluation of sanity and/or competency to stand trial. Longer-term patients included those with a chronic mental illness who continued to be too actively psychotic to be integrated into the community and patients whose mental disorders and physical handicaps required a higher or more specialized level of care than is available in the community. Inpatient mental health care continues to be provided by five regional hospitals in Vermont as well as the Brattleboro Retreat. Data on clients served by these facilities are not included in this report.

In January 2013, the Department of Mental Health opened Green Mountain Psychiatric Care Center (GMPCC), an interim eight bed psychiatric facility in Morrisville, Vermont, to serve as a center of treatment for short-term psychiatric stays. The State changed the name of this State Hospital to the Vermont Psychiatric Care Hospital (VPCH) in the latter part of FY2014. Construction was completed on a new state psychiatric hospital in Berlin, Vermont in July 2014. In June 2013, Middlesex Therapeutic Community Residence (MTCR) opened with seven beds to serve as a center of treatment for long-term patients who require a more specialized level of care than is available in the community.

Children's Services Programs provide services to children and families who are either undergoing emotional or psychological distress or having problems adjusting to changing life situations. These programs primarily provide outpatient services (clinical, service planning, community supports, crisis and respite services), although several agencies also provide residential services for children and adolescents who have a severe emotional disturbance.

Adult Mental Health Outpatient Programs serve individuals 18 years of age and older who are experiencing emotional, behavioral, or adjustment problems severe enough to warrant professional attention, but who do not have serious disabilities. Services offered include clinical, service planning and community support services and some crisis services.

Community Rehabilitation and Treatment (CRT) Programs serve adults with severe and persistent mental illness. In addition to regular clinical services, CRT Programs provide day treatment services, service planning, community supports, supported employment and a variety of housing services to clients who have a major mental illness.

Emergency Services Programs serve individuals who are experiencing an acute mental health crisis. Emergency services include diagnostic and psychotherapeutic services such as evaluation of the client and the circumstances leading to the crisis, crisis counseling, screening for hospitalization, referral and follow-up. These services are provided on a 24 hours a day, 7 days a week basis with both telephone and face-to-face services available as needed.

The Division of Alcohol and Drug Abuse Programs (ADAP) is responsible for providing services to people with alcohol and/or drug abuse problems and their families in a community setting through community mental health centers and other providers.

Starting in March 2020, many aspects of the statewide mental health system of care were impacted by the Covid-19 virus pandemic. Impacts for care were statewide mandates for physical distancing and staffing issues impacted inpatient, residential, and crisis facilities; social distancing, stay at home and quarantine orders impacted services provided by Designated Agencies and Specialized Service Agencies; and fewer patients elected to seek care in community or inpatient/residential settings most likely due to concerns of virus spread.

2. Community Provider Agencies

Community-based services are provided to individuals across the state through contracts with nonprofit community provider agencies. The community provider agencies are designated by DMH at differing levels: designated agencies (DAs) and specialized service agencies (SSAs). The agencies and the areas they serve are described below.

Designated Agencies

DMH funds community mental health services provided by designated agencies (DAs). Each DA serves a specific region or catchment area. Mental health service catchment areas broadly align with counties with the exceptions noted below. Together these mental health areas cover the entire state. Populations for these catchment areas are based on National Census figures obtained from the Vermont Department of Health.

The Counseling Service of Addison County (CSAC) serves all of Addison County except the towns of Granville and Hancock.

Northwestern Counseling and Support Services (NCSS) serves Franklin County and Grand Isle County.

The Howard Center (HC) serves Chittenden County.

Lamoille County Mental Health Services (LCMH) serves Lamoille County. For Children's Services, Lamoille also serves the towns of Craftsbury, Greensboro, Hardwick, and Stannard from the Northeast Kingdom, and Woodbury from Washington County.

Health Care and Rehabilitation Services of Southeastern Vermont (HCRS) serves all of Windham County and Windsor County except the towns of Bethel, Rochester, Royalton, Sharon and Stockbridge.

Northeast Kingdom Human Services (NKHS) serves Caledonia, Essex and Orleans Counties except the towns of Craftsbury, Greensboro, Hardwick, and Stannard for Children's Services.

The Clara Martin Center (CMC) serves recipients in Orange County (except the towns of Orange, Williamstown, and Washington, which are served by WCMH), the towns of Granville and Hancock in Addison County, and the towns of Bethel, Rochester, Royalton, Sharon and Stockbridge in Windsor County.

Rutland Mental Health Services (RMHS) serves Rutland County.

United Counseling Services (UCS) serves Bennington County.

Washington County Mental Health Services (WCMH) serves Washington County as well as the towns of Orange, Williamstown, and Washington from Orange County, with the exception of Woodbury for Children's Services.

Specialized Service Agencies

DMH contracts with two SSAs that provides community mental health services to a specific population.

The Northeastern Family Institute (NFI) in Williston provides intensive residential treatment for children and adolescents from all parts of Vermont who are experiencing a severe emotional disturbance.

Pathways serves a statewide population of consumers experiencing homelessness or early crisis, and veterans needing short-term supportive services

3. Clients Served

This report is based on a complete enumeration of clients served by Children's Services Programs, Adult Mental Health Outpatient Programs, Community Rehabilitation and Treatment Programs, Emergency Service Programs, and VPCH.

Although clients may receive services from more than one of these community-based programs, each client has a primary program assignment within the agency providing the services. Clients involved in other programs such as Retired Senior Volunteers Programs (RSVP), Head Start Programs, and Countermeasures Regarding Alcohol Safety on the Highway (CRASH) Programs are included only if they were also served by one of the programs listed above. Clients and services reported for NFI include only those who receive DMH-funded services.

Tables that describe clients categorize them according to their primary program assignment rather than the program(s) by which they were served. Because of this, the numbers of clients served within each community service provider agency and VPCH represent an unduplicated count of individual clients. Clients served by more than one program at a provider agency are counted only once and categorized under their most recent primary program assignment. Individuals who were served by more than one provider agency, however, are counted more than once, as are individuals served by a provider agency and VPCH. Clients who had not been assigned to a specific program as of the end of the fiscal year are reported as "unassigned". Table entries with the symbol "-" indicate "no data reported". Percentages less than 0.5% are represented as "<0.5%".

Tables that describe services provided by programs at community provider agencies categorize clients according to the program by which services were provided. Because of this, clients who received services from more than one program are counted more than once in tables which describe the services provided. Thus, the client totals in the tables that describe services do not equal the client totals in the tables that describe demographics.

Many DAs do not register or record mental health services to every individual who might be seen during client treatment. Collaterals, such as parents, children, or spouses of registered clients, for instance, frequently receive services coincident to services to the primary client. Family therapy is especially likely to involve individuals who do not become registered clients. Therefore, the number of clients reported would be substantially fewer than the actual total number of individuals seen.

The rates of clients served per 1,000 population in Table 1-2 are presented as a comparable standardized measure: the proportion of residents in a specified geographical region who are served by specified programs. This utilization rate is computed according to the formula:

$$R = \frac{1,000 C}{P}$$

where R is the rate of clients served per 1,000 population, C is the number of clients served, and P is the age-specific population of the geographic area in question. Children's Services utilization rates are based on the catchment area population of residents under 18 years of age. CRT, Adult Mental Health Outpatient, and VPCH service utilization rates are based on adult population counts. Total population counts are used to calculate utilization rates for unassigned clients. Note that in earlier versions of this report (prior to FY2001) all program utilization rates were based on total population figures. Counts for the catchment area populations were based on National Census figures (July 1, 2021) obtained from the Vermont Department of Health, adjusted for each fiscal year and catchment area.

Vermont Population of Service Areas

Provider/Catchment Area		Youth < 18	Adult 18+	Total
Statewide		116,976	528,594	645,570
CSAC	Addison	5,884	30,719	36,603
NCSS	Franklin/Grand Isle	12,259	45,487	57,746
HC	Chittenden	29,439	139,426	168,865
LCMH	Lamoille	6,365	20,924	27,289
HCRS	Southeast	17,018	79,145	96,163
NKHS	Northeast	11,112	51,747	62,859
CMC	Orange	5,772	26,887	32,659
RMHS	Rutland	10,508	50,083	60,591
UCS	Bennington	6,992	30,320	37,312
WCMH	Washington	11,627	53,856	65,483

4. Age

The age of clients was calculated from their date of birth and to December 31, 2021, the midpoint of the period covered by this report.

5. Income

Income is based on clients' or their families' report of gross annual household income. The income reported should include all sources of income including Supplemental Security Income (SSI) benefits, welfare payments, unemployment compensation, alimony and child support payments, in addition to income earned from employment or investment. All income from all members of a residential/economic unit should be included. If a client lives with unrelated others with whom he or she does not pool financial resources, income of the other resident(s) should not be counted toward the client's income.

6. Responsibility for Fee

Responsibility for fee is reported for five categories: Medicaid, Medicare, Other Insurance, State Agency Contract, and Uninsured. Providers can report up to three payers for each client. Therefore, the categories are not mutually exclusive and clients may be counted in more than one category. "Medicaid" includes all clients who are covered by Medicaid, including people on the Medicaid Waiver. "Medicare" includes all clients who are covered by Medicare. "Other Insurance" includes all clients with third-party insurance, excluding Medicaid and Medicare. This category includes private insurance, service contracts, Veterans Administration, Civilian Health and Medical Program of the Uniformed Services (CHAMPUS), and worker's compensation. "State Agency Contracts" includes clients whose services are partly funded by DMH, ADAP, DCF, DAIL, and Vocational Rehabilitation contracts. Finally, the "Uninsured/unknown" category is the residual category for clients who are not reported in any of the other categories noted above.

Medical insurance does not necessarily cover mental health services. Even when these services are covered, the reimbursement may be substantially less than the cost of the services. Because of this, insured clients should be considered partly self-paying clients as well.

Information on responsibility for fee presented here is current as of the end of the report period (June 30, 2022). Since insurance coverage is subject to change, the insurance coverage reported here may not have been in effect for the entire fiscal year. The insurance coverage data currently available in the VPCH EHR is considered billing data and not patient coverage data. Responsibility for fee data was reported starting in the FY17 Statistical Report.

7. Diagnosis

On October 1, 2015, the National Center for Health Statistics (NCHS) implemented the International Statistical Classification of Diseases and Related Health Problems, 10th revision (ICD-10) to replace the earlier version of this classification referred to as ICD-9. New diagnostic categories included in this report are based on the American Psychiatric Association's *Diagnostic and Statistical Manual of Mental Disorders*, Fifth Edition (DSM-V). Specific diagnoses have been grouped into diagnostic categories according to the following specifications:

ICD-10 Diagnosis:

Mental disorders due to known physiological conditions F01-F09

Mental and behavioral disorders due to psychoactive substance use F10-F19

Schizophrenia, schizotypal, delusional, and other non-mood psychotic disorders F20-F29

Mood [affective] disorders F30-F39

Anxiety, dissociative, stress-related, somatoform and other nonpsychotic mental disorders F40-F48

Behavioral syndromes associated with physiological disturbances and physical factors F50-F59

Disorders of adult personality and behavior F60-F69

Intellectual Disabilities F70-F79

Pervasive and specific developmental disorders F80-F89

Behavioral and emotional disorders with onset usually occurring in childhood and adolescence F90-F98

Unspecified mental disorder F99

8. Problems

Part of the intake process for each client is a problem checklist. The problem areas are not mutually exclusive, as an individual may have more than one type of problem. Since this assessment is conducted only at intake, the problems may not be current for long-term clients. Problems apparent at intake may have been resolved and/or new problems may have arisen. Also, clients admitted prior to FY2002 were not assessed with reference to Mood, Criminal, Victim and Runaway. Problem area information is not collected for clients treated at VPCH.

9. Length of Stay

Information on clients' length of stay is based on admission dates reported by community provider agencies and VPCH. These dates represent the most recent admission for the clients, not the date of their first admission. For this reason, these figures may substantially understate the total length of time clients had been in treatment.

Community provider agencies vary in their standard operating procedures with regard to discharging and readmitting clients. Some agencies routinely discharge clients after specified periods of inactivity. Other programs rarely discharge long-term clients with severe and persistent disorders.

TYPES OF SERVICE

10. Clinical Interventions

Individual, Family and Group Therapy

Individual, Family and Group Therapy refers to all psychotherapeutic and substance abuse services. Individual Therapy is a method of treatment that uses the interaction between a therapist and the individual to facilitate emotional or psychological change, to alleviate distress, and change substance use. Family Therapy is a method of treatment that uses the interaction between a therapist and the individual together with family members to facilitate emotional or psychological change and to alleviate distress. Group Therapy is a method of treatment that uses the interaction between a therapist and the individual together with peers to facilitate emotional or psychological change and to alleviate distress.

Psychotherapeutic services described in this report refer to services received by clients. A group therapy session in which one clinician meets with five clients, for instance, is counted as five services. Individual therapy sessions involving couples or families may involve multiple services as well. Individual and family therapy sessions tend to last about one hour. Individual, family and group therapy services are reported for nonresidential programs only.

Medication and Medical Support and Consultation Services

Medication and Medical Support and Consultation Services include evaluating the need for, prescribing and monitoring medication, and providing medical observation, support and consultation for an individual's health care. These services include evaluation of the need for psychoactive medication, the prescription by a qualified clinician, therapist, psychiatrist or nurse practitioner of psychoactive drugs intended to mitigate or prevent symptoms of mental illness and the monitoring and assessment of patient reaction to prescribed drugs. Medication and Medical Support and Consultation Services are reported for nonresidential programs only.

Clinical Assessment

Clinical Assessment refers to psychiatric, psychological, psychosocial, substance abuse, and/or developmental assessment sessions and the preparation of individualized plans, including the administration and interpretation of psychometric tests and the preparation of reports. Clinical Assessment services are reported for outpatient programs only when they are recorded as a separate service.

11. Day Services

The Day Services include both community-based Day Services and Partial Hospitalization. Note that Children's Services do not provide day services.

Day Services are group recovery activities in a milieu that promotes wellness, empowerment, a sense of community, personal responsibility, self-esteem and hope. These activities are consumer-centered. This service provides socialization, daily skills development and crisis support, and promotes self-advocacy. The primary providers of Day Services are Community Rehabilitation and Treatment Programs and Substance Abuse Programs.

Partial Hospitalization is an intensive (4-16 hours/day), time-limited (maximum 21 days) service provided as an alternative to inpatient care to prevent or shorten psychiatric hospitalization and promote recovery. Partial Hospitalization services are provided to individuals who would otherwise meet inpatient criteria, and medical personnel (nurse, physician) are accessible to provide services during hours of operation. Treatment modalities include diagnosis and evaluation; service planning and coordination; community supports; individual, group and family therapy; medication services and psycho-educational skill development for managing symptoms.

12. Service Planning and Coordination

Service Planning and Coordination falls under the broad category of Case Management. Service Planning and Coordination assists individuals and their families in planning, developing, choosing, gaining access to, coordinating and monitoring the provision of needed services and supports for a specific individual. Services and supports that are planned and coordinated may be formal (provided by the human services system) or informal (available through the

strengths and resources of the family or community). Services and supports include discharge planning, advocacy, and monitoring the well-being of individuals (and their families) and supporting them to make their own decisions.

13. Community Supports

Community Supports fall under the broad category of Case Management. Community Supports include specific, individualized and goal-oriented supports, which assist individuals (and families) in developing the skills and social supports necessary to promote recovery. These supports may include assistance in daily living, counseling, support to participate in community activities, collateral contacts, and building and sustaining healthy personal, family and community relationships. All of these activities may also be provided in a group setting. Community Supports may further include family education, consultation and training services that provide family members, significant others, home providers and foster families with the knowledge, skills, and understanding necessary to promote positive change.

14. Employment Services

Employment Services assist transition-age youth and adults in setting and achieving career and work goals. These services have four components. Employment assessment involves evaluation of the individual's work skills, identification of the individual's preferences and interests, and the development of personal work goals. Employer and job development helps clients gain employment by developing and supporting employers. Activities for employer development include identification, creation or enhancement of job opportunities, education, consulting, and assisting co-workers and managers in supporting and interacting with individuals. Job training assists an individual to begin work, learn the job, and gain social inclusion at work. Ongoing support to maintain employment involves activities needed to sustain paid work. These supports and services may be given both on and off the job site, and may involve long-term and/or intermittent follow-up.

Table 1-14 reports provision of these services by program of service. A further breakdown by community provider for Community Rehabilitation and Treatment Programs, the primary provider of these services, is given in Table 2C-9.

15. Crisis Services

Crisis Services are time-limited, intensive supports provided for individuals and families who are currently experiencing, or may be expected to experience, a psychological, behavioral, or emotional crisis. Services may also be provided to the individual's or family's immediate support system. These services are available 24 hours a day, 7 days a week. Crisis Services consist of two component parts: (1) Emergency/Crisis Assessment, Support and Referral, and (2) Emergency Beds.

Emergency/Crisis Assessment, Support and Referral

Emergency/Crisis Assessment, Support and Referral is a nonresidential service which includes initial information gathering, triage, training and early intervention, supportive counseling, consultation, referral and crisis planning. In addition, supports include: outreach and stabilization, clinical diagnosis and evaluation, treatment and direct support, and integration/discharge planning back to the person's home or alternative setting. Assessment may also include screening for inpatient psychiatric admission.

Emergency/Crisis Beds

Emergency Beds offer emergency, short-term, 24-hour residential supports in a setting other than the person's home. Table 1-15b reports provision of these services by program of service. A further breakdown by community provider for Community Rehabilitation and Treatment Programs is given in Table 2C-10b.

16. Housing and Home Supports

Housing and Home Supports provide services, supports and supervision to individuals in and around their residences up to 24 hours a day.

Residential services (by the day) are provided in a variety of settings. Staffed Living services are residential living arrangements for one or two people, staffed full-time by providers. Group Treatment/Living services are group living arrangements for three or more people. Licensed Home Providers/Foster Families are individualized shared-living arrangements for children, offered within Home Providers/Foster Families homes that are licensed. Unlicensed Home Providers/Foster Families are individualized shared-living arrangements for children and adults, offered within Home Providers/Foster Families homes. Both licensed and unlicensed home providers/foster families are contracted workers and are not considered staff in their role as contracted provider. All of the above services consist of residential days. Residential services in these settings frequently include planning and coordination together with other therapeutic, educational and supportive services as part of the overall residential service package.

Supervised/Assisted Living services (by the hour) are regularly scheduled or intermittent supports provided to an individual who lives in his or her home or that of a family member. These services are not provided by Children's Services Programs.

Residential facilities in the community for community mental health clients but not funded by the Department of Mental Health are not included in this report. These facilities include community care homes, nursing homes, boarding houses, and a number of other residential settings. Residential substance abuse treatment provided by designated agencies is also excluded from this report.

Institutional services are days in residence at VPCH. The day on which patients were admitted to this institution is included, while the day patients were discharged is excluded for purposes of determining length of stay. Residential services provided at the Brattleboro Retreat are not included in this report.

17. Respite Services

Respite services assist family members to help support specific individuals with disabilities. Respite services (by the hour or by the day/overnight) are provided on a short-term basis. Respite services offer relief to those persons normally providing care to individuals who cannot be left unsupervised. Respite services are provided by Children's Services. Respite service data may be incomplete as arrangements and reporting vary from agency to agency.

18. Condition on Termination

Clinical staff are asked to rate the condition of each client whose case is closed as "improved," "unchanged," or "worse". These ratings represent the professional opinion of the clinicians. Condition on termination is not reported by VPCH.

Discharge rates reported for designated agency clients may underestimate the actual rates. This occurs because it was not possible to identify clients who were discharged during a quarter in which they received services and their condition on termination had not yet been rated.

Clients who died while they were on the rolls of a community program or an institution are counted as discharged clients and are included in the discharge rate.

VERMONT PSYCHIATRIC CARE HOSPITAL

19. Admissions and Discharges

Admissions to and discharges from the Vermont Psychiatric Care Hospital (VPCH) include both first admissions and readmissions. Individuals with more than one admission or discharge during the fiscal year have been counted more than once in these totals.

For purposes of calculating total patient days and overall daily census, the day of admission and each day each patient remains in the hospital is counted as a full day in residence, while the day each patient is discharged is not counted as a day in residence.

20. Legal Status

Patients are admitted to the Vermont Psychiatric Care Hospital (VPCH) in one of several legal statuses. These have been grouped into four categories for purposes of this report: voluntary, emergency, forensic, and other. Emergency, forensic, and other admissions are all involuntary admissions to VPCH.

Voluntary admissions include conditional voluntary admissions and regular voluntary admissions. In order to qualify as a conditional voluntary admission, the patient must have enough insight and capacity to make a responsible application and that they consent to admission voluntarily, without any coercion or duress. Voluntary admission status may be terminated by the patient or facility director at any time. VPCH is an involuntary treatment facility; however, the category for voluntary admission is preserved for any exceptions.

Emergency admissions include admissions for emergency examination and admissions under a warrant for emergency examination. Admissions for emergency examination occur upon written application by an interested party accompanied by a certificate signed by a licensed physician who is not the applicant. The application sets forth the facts and circumstances which constitute the need for an emergency examination, showing that the person is in need of treatment. After being examined by a psychiatrist and found to be in need of hospitalization, the application for involuntary treatment is filed with the Vermont Superior Court Family Division. A hearing date is then set. Patients are sometimes discharged prior to the hearing date.

Admissions under a warrant for emergency examination occur in emergency circumstances in which a certification by a physician is not available without serious and unreasonable delay and when personal observation of the conduct of a person constitutes reasonable grounds to believe that the person is in need of treatment and that he or she presents an immediate risk of serious injury to self or others. A law enforcement officer or mental health professional may make an application, not accompanied by a physician's certificate, to any superior court judge for a warrant for emergency examination. If the judge is satisfied that a physician's certificate is not available without serious and unreasonable delay and that probable cause exists to believe that the person is in need of an emergency examination, the judge may order the person to submit to an immediate examination. Upon admission, the person shall be assessed and certified as a person in need of treatment. If not certified, the person must be discharged immediately.

Forensic admissions include admissions of persons who have been ordered by the Vermont Superior Court Criminal Division to undergo an inpatient competency and/or sanity evaluation in connection with a criminal charge. Before a person who has been ordered to undergo such an evaluation can actually be admitted, a psychiatrist must assess the person and determine that he or she is a person in need of treatment. An outside forensic psychiatrist examines and evaluates the person to determine if he or she is competent to stand trial for the alleged offense or was insane at the time of the alleged offense was committed. These orders vary in length, and often range from 15 to 60 days. Once the evaluation has been completed and a report is received by the court, a hearing date is set to consider the issue of competency and/or sanity. If the person is found not competent and/or insane, the court will schedule a separate hearing to consider whether inpatient treatment is necessary. If the court concludes that the person is in need of inpatient treatment, a 90-day hospitalization order shall be issued.

Depending on the circumstances, some patients hospitalized through the criminal court have to be returned to court before being released to the community. Written notice of discharge may also be required. Initial court orders of hospitalization, whether through the family or criminal court, are for 90-days. If the patient is not clinically ready for discharge prior to the expiration of that period, the Commissioner may file an application for continued treatment (ACT) seeking continued hospitalization for up to one year.

A less common type of admission occurs when a person's order of non-hospitalization (ONH) is revoked by the Vermont Superior Court Family Division. A revocation of an order of non-hospitalization occurs when a judge revokes an order because the person failed to comply with the conditions of the order. Once an ONH has been revoked, the person may be hospitalized for a period up to the expiration date of the ONH.

Another type of admission may occur when a patient who has already been involuntarily hospitalized and is receiving treatment in another facility (in or out-of-state) is transferred to the hospital pursuant to the interstate or intrastate compacts.

21. Type of Admission

Patients reported as first admissions to the Vermont Psychiatric Care Hospital (VPCH) have had no previous admissions to that institution. Patients reported as readmissions have previously been admitted to the hospital, although those admissions may not have occurred during the report period. The length of stay of first admissions includes all of

the time these patients have spent at VPCH, while the length of stay of readmissions includes only the current admission, which may be only a fraction of their total time in the hospital.

22. Discharge Rate

The discharge rate for clients admitted to the Vermont Psychiatric Care Hospital (VPCH) during FY2022 (Tables 3-14 through 3-19) is based on the number of days between each patient's admission to the hospital and his or her discharge. Patients discharged six or fewer days after their admission are reported as discharged within 1 week, patients discharged 13 or fewer days after their admission are counted as discharged within 2 weeks, etc. Discharge rates are cumulative, not mutually exclusive. Patients counted as being discharged within one week of their admission are also counted as being discharged within two weeks of their admission, etc.

23. Length of Stay

Two measures of the length of stay of patients in residence at the Vermont Psychiatric Care Hospital (VPCH) at the end of the fiscal year are presented in Tables 3-20 through 3-25. The arithmetic mean is derived by adding the length of time between each patient's most recent admission and the last day of the fiscal year (June 30, 2022) and dividing the grand total by the number of patients in residence at the end of the year. The median length of stay is the time between the most recent admission and the end of the year for the patient who had been at the hospital as long as half of the patients in residence. The median is the fiftieth percentile.

At any given time, many patients will have been in the hospital relatively short periods of time while a few patients will have been in the hospital for very long periods of time. Because of this, the distribution of lengths of stay is skewed to the right. In this situation the mean is always greater than the median. The arithmetic mean presents a more accurate picture of the total utilization of VPCH by all patients in the various categories reported, while the median presents a more accurate picture of the length of stay of individuals in those categories.

