

**Report to the Emergency Involuntary
Procedures Review Committee
December 9, 2022**

**Data Review and Analysis
July - September
2022**



**Department of Mental Health
AGENCY OF HUMAN SERVICES**
280 State Drive – NOB 2 North
Waterbury, VT 05671-2010
www.mentalhealth.vermont.gov

Prepared by
DMH Research & Statistics and Quality Management Units

Contents

Definitions	2
Data Reports	3
Aggregate Procedures: All Units by Type of Procedure	3
Aggregate Procedures: Type of Procedure by Unit	4
Emergency Involuntary Procedure Rates	5

Additional data are available at

<http://app.resultsscorecard.com/Scorecard/Embed/10396>

Definitions

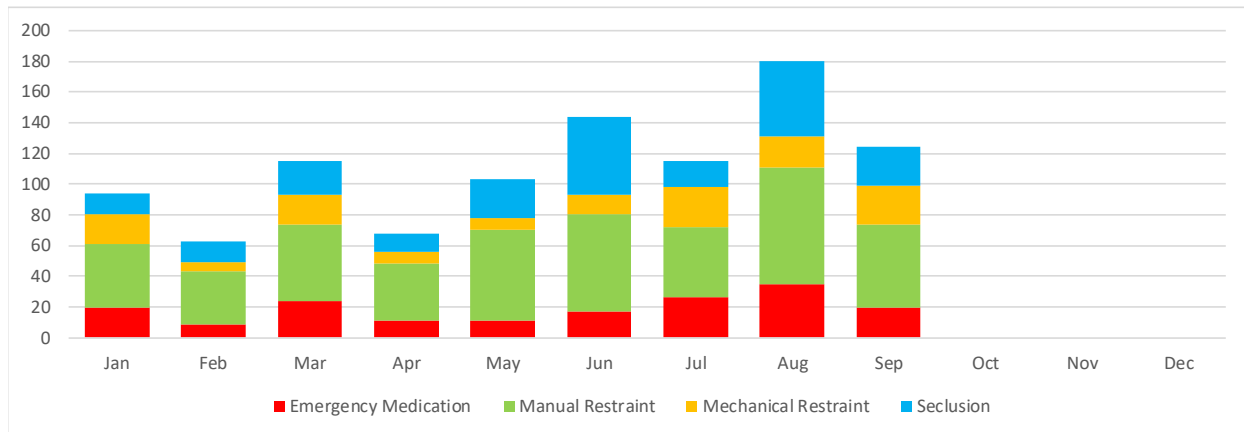
Vermont Designated Hospitals agree to follow Centers for Medicare and Medicaid Services (CMS) definitions for seclusion, restraint and emergency involuntary medication. For reporting purposes to DMH, the following definitions are utilized.

Emergency Involuntary Procedures (EIPs)	Include instances of restraint, seclusion or emergency involuntary medication.
Restraint	A restraint includes any manual method, physical or mechanical device, material or equipment that immobilizes or reduces the ability of a patient to move his or her arms, legs, body, or head freely (CMS 482.13(e)(1)(i)(A)).
Seclusion	Seclusion means the involuntary confinement of a patient alone in a room or an area from which the patient is physically or otherwise prevented from leaving. Seclusion shall be used only for the management of violent or self-destructive behavior that poses an imminent risk of serious bodily harm to the patient, staff member, or others. (CMS 482.13(e)(1)(ii)).
Emergency Involuntary Medication	A restraint is also defined as a drug or medicine used as a restriction to manage the patient’s behavior or restrict the patient’s freedom of movement, and is not standard treatment or dosage for the patient’s condition (CMS 482.13(e)(1)(i)(B)).
Episodes of Emergency Involuntary Procedures	When clinically indicated, emergency involuntary procedures may be used in combination when a single procedure has not been effective in protecting the safety of the patient, staff, or others. When the simultaneous use of emergency involuntary procedures is used, there must be adequate documentation that justifies the decision for combined use. (CMS 482.13(e)(15)). In the following report, the use of emergency involuntary procedures in combination is referred to as an episode. Episodes can include any combination of seclusion, restraint, or emergency involuntary medication.

Data Reports

Aggregate Procedures: All Units by Type of Procedure

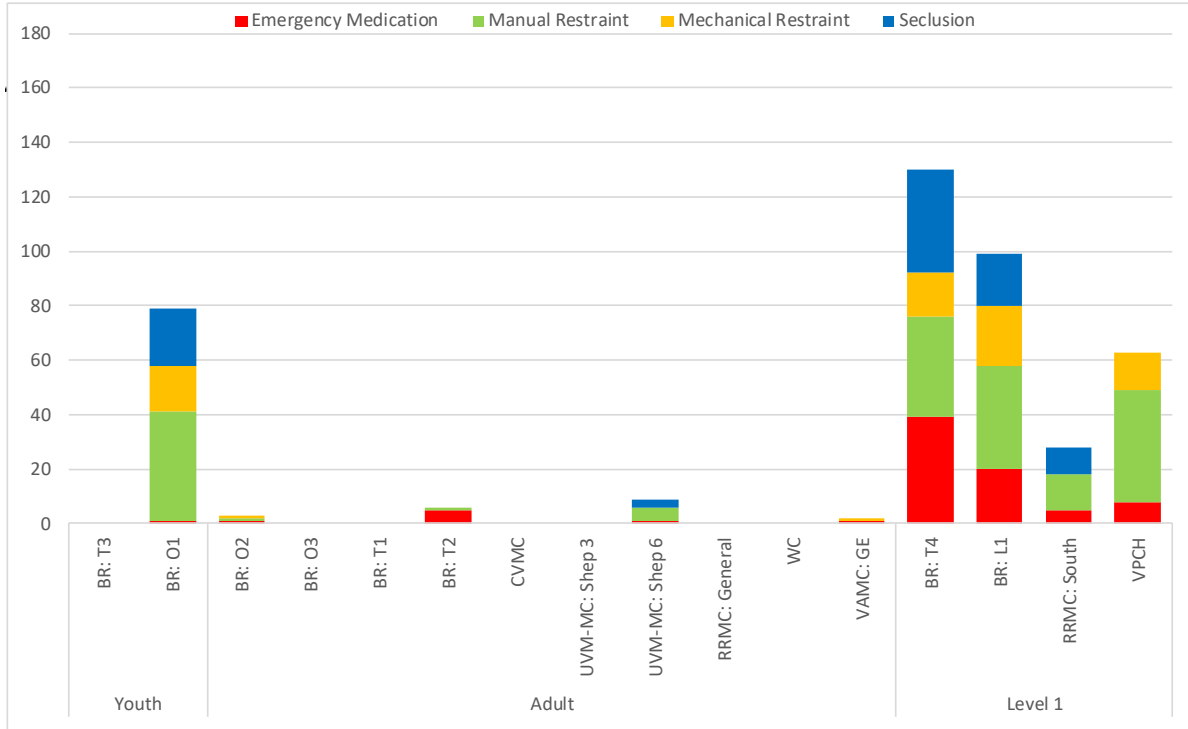
Aggregate Emergency Involuntary Procedures for **Involuntary Patients** **Psychiatric Units** by Type of Procedure 2022



	2022												
<u>Type of Procedure</u>	<u>Jan</u>	<u>Feb</u>	<u>Mar</u>	<u>Apr</u>	<u>May</u>	<u>Jun</u>	<u>Jul</u>	<u>Aug</u>	<u>Sep</u>	<u>Oct</u>	<u>Nov</u>	<u>Dec</u>	<u>Trend</u>
Emergency Medication	20	9	24	11	11	17	26	35	20				
Manual Restraint	41	34	50	37	59	63	46	76	54				
Mechanical Restraint	19	6	19	8	8	13	26	20	25				
Seclusion	14	14	22	12	25	51	17	49	25				
Total	94	63	115	68	103	144	115	180	124				

Analysis conducted by the Vermont Department of Mental Health Research and Statistics Unit from data maintained by DMH Quality Management. Data are submitted by Designated Hospitals to DMH in compliance with department requests for submittal of Certificates of Need (CON) following emergency involuntary procedures. Procedures for seclusion, restraint, and emergency medication meet criteria defined by the Centers for Medicare and Medicaid Services for clients involuntarily admitted to Vermont Designated Hospitals.

Aggregate Procedures: Type of Procedure by Unit
Aggregate Emergency Involuntary Procedures for Involuntary Patients
Adult and Youth Psychiatric Units by Type of Procedure
July - September 2022



		Emergency Medication	Manual Restraint	Mechanical Restraint	Seclusion	Total Procedures	Total Episodes	Total Time
Youth	BR: Tyler 3	0	0	0	0	0	0	0:00
	BR: Osgood 1	1	40	17	21	79	35	20:33
Adult	BR: Osgood 2	1	1	1	0	3	1	0:59
	BR: Osgood 3	0	0	0	0	0	0	0:00
	BR: Tyler 1	0	0	0	0	0	0	0:00
	BR: Tyler 2	5	1	0	0	6	6	0:09
	CVMC	0	0	0	0	0	0	0:00
	UVM-MC: Shep 3	0	0	0	0	0	0	0:00
	UVM-MC: Shep 6	1	5	0	3	9	5	0:59
	RRMC: General	0	0	0	0	0	0	0:00
	WC	0	0	0	0	0	0	0:00
	VAMC: GE	1	0	1	0	2	0	0:35
Level 1	BR: Tyler 4	39	37	16	38	130	60	70:32
	BR: Linden Lodge 1	20	38	22	19	99	42	61:34
	RRMC: South	5	13	0	10	28	16	12:38
	VPCH	8	41	14	0	63	33	15:49
Total		81	176	71	91	419	198	183:48

Analysis conducted by the Vermont Department of Mental Health from data maintained by DMH Quality Management. Data are submitted by Designated Hospitals to DMH in compliance with department requirements for submission of Certificates of Need following Emergency Involuntary Procedures. Procedures of seclusion, restraint and emergency medication meet criteria defined by Centers for Medicare and Medicaid Services for clients involuntarily admitted to Vermont Designated Hospitals.

Emergency Involuntary Procedures Rates

Analysis:

Each of the seven designated hospitals sends raw data to DMH in the form of a Certificate of Need (CON) for every EIP conducted on involuntarily admitted patients. Data is abstracted from the CONs and used to calculate the number of hours that involuntary patients were in seclusion or restraint for every 1,000 patient hours on each hospital unit where EIPs could potentially have been administered. (See the data visualization on pg. 6.)

However, because Certificates of Need are only sent to DMH for involuntarily admitted patients (i.e. patients in the care and custody of the DMH Commissioner), this report also includes aggregate data sent to DMH directly from each hospital that includes the number of hours that voluntary **and** involuntary patients spent in seclusion and restraint. Hospitals have conducted preliminary analyses on this data before sending it to DMH. This data cannot be broken out by hospital unit, but is used to provide the overall seclusion and restraint rate for each hospital. (See the data visualization on pg. 7.)

Methodological Note: Rate calculation defined

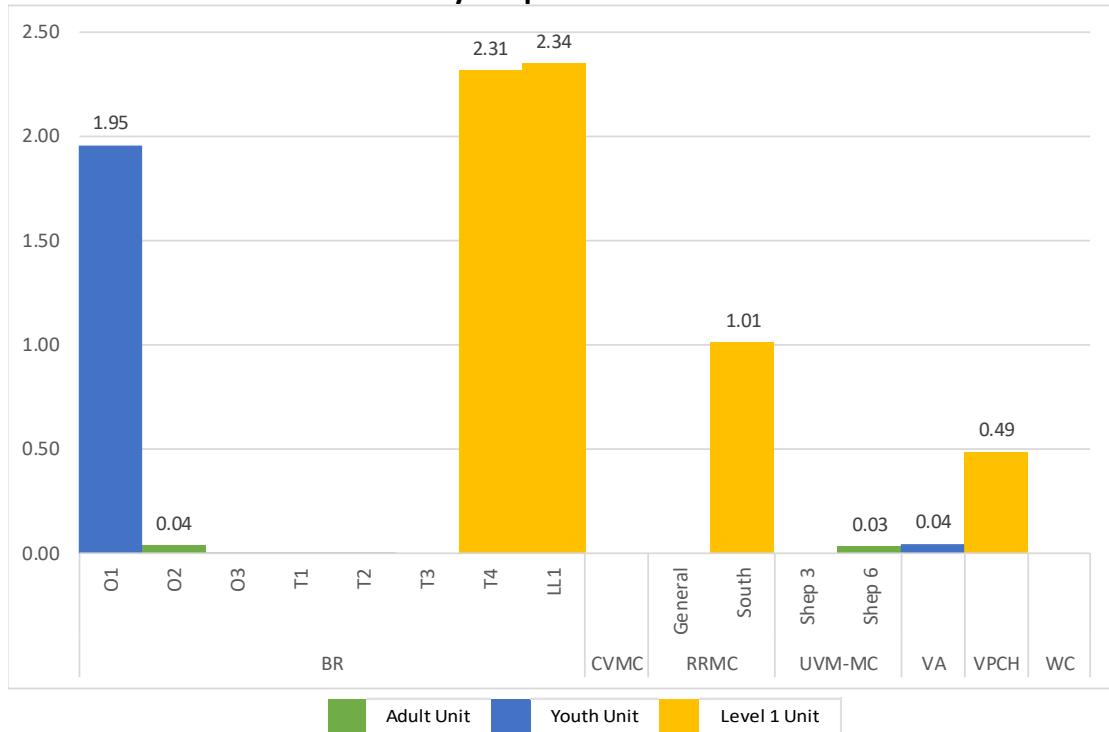
Numerator: Total number of hours that psychiatric patients were in seclusion or restraint (restraint includes all manual and mechanical EIPs)

Denominator: Total patient hours on Level 1 units divided by 1,000 patient hours

$$\text{Rate} = \frac{(\text{total hours of seclusion and restraint})}{\frac{(\text{total patient hours})}{1,000}} \quad \text{-or-} \quad \text{Rate} = 1,000 * \frac{(\text{total hours of seclusion and restraint})}{(\text{total patient hours})}$$

Combined Rate of Seclusion and Restraint per 1,000 Patient Hours by Hospital Unit

Involuntary Patients Only July - September 2022



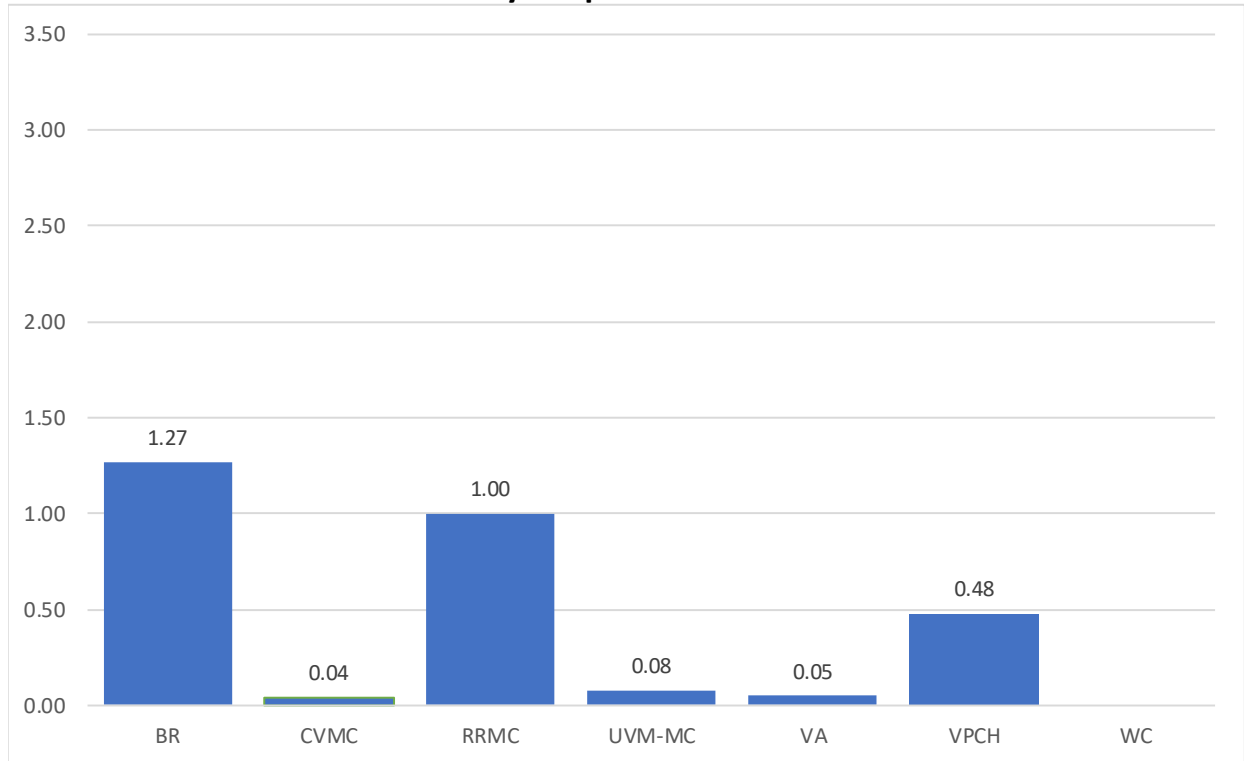
Rate of Seclusion & Restraint per
1,000 Patient Hours

Facility	Unit	Total Patient Hours	Total Time Restraint & Seclusion CY2022 Q3	Unit	Facility
BR	BR O1	10,512	20:33	1.95	1.06
	BR O2	27,768	0:59	0.04	
	BR O3	0	0:00	0.00	
	BR T1	0	0:00	0.00	
	BR T2	33,504	0:09	0.00	
	BR T3	16,368	0:00	0.00	
	BR T4	30,504	70:32	2.31	
	BR LL1	26,256	61:34	2.34	
CVMC	CVMC	23,928	0:00	0.00	0.00
RRMC	General	27,336	0:00	0.00	0.32
	South	12,504	12:38	1.01	
UVM	Shep 3	24,960	0:00	0.00	0.02
	Shep 6	32,616	0:59	0.03	
VAWRJ	VAWRJ	12,912	0:35	0.04	0.04
VPCH	VPCH	32,544	15:49	0.49	0.49
WC	WC	17,352	0:00	0.00	0.00

Analysis conducted by the Vermont Department of Mental Health from data maintained by DMH Quality Management. Data are submitted by Designated Hospitals to DMH in compliance with department requirements for submission of Certificates of Need following Emergency Involuntary Procedures. Procedures of seclusion, restraint and emergency medication meet criteria defined by Centers for Medicare and Medicaid Services for clients involuntarily admitted to Vermont Designated Hospitals.

Combined Rate of Seclusion and Restraint per 1,000 Patient Hours by Hospital

Involuntary and Voluntary Patients Combined July - September 2022



Facility	Total Patient Hours	Total Time: Restraint & Seclusion CY2022 Q4	Rate of Seclusion & Restraint per 1,000 Patient Hours
BR	144,912	183.60	1.27
CVMC	23,928	1.00	0.04
RPMC	39,840	39.89	1.00
UVM	57,576	4.35	0.08
VAWRJ	12,912	0.62	0.05
VPCH	32,544	15.62	0.48
WC	17,352	0.00	0.00

Analysis conducted by the Vermont Department of Mental Health from data maintained by Designated Hospitals.