

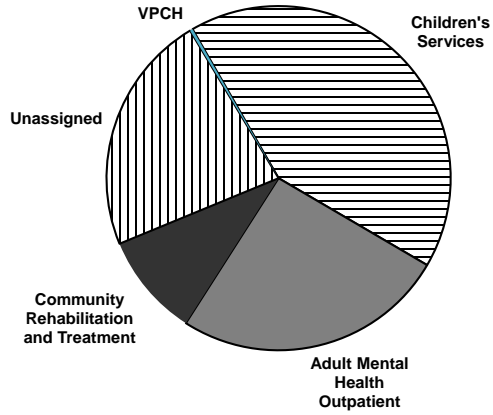


FY 2021 Statistical Report

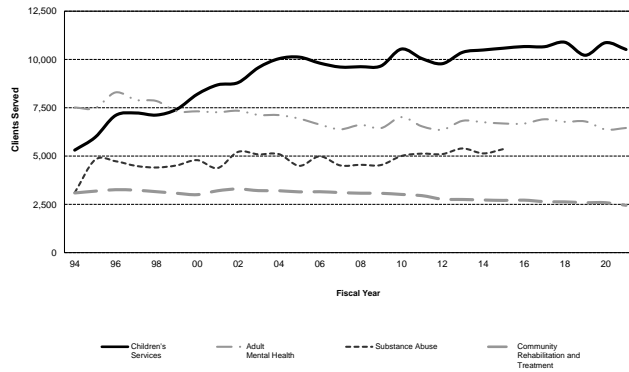


**VERMONT AGENCY OF HUMAN SERVICES
DEPARTMENT OF MENTAL HEALTH**

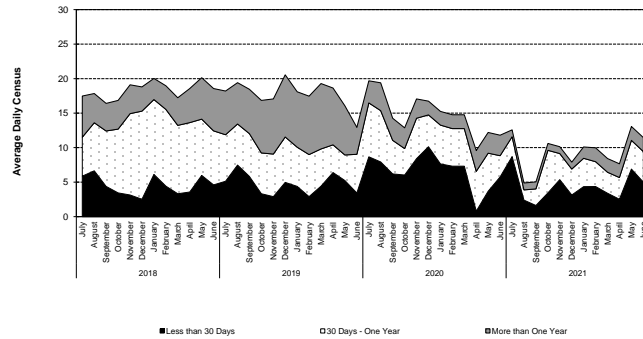
CLIENTS SERVED by Primary Program Assignment FY2021



COMMUNITY PROGRAMS Clients Served Per Year



Part 3: Vermont Psychiatric Care Hospital Average Daily Census by Length of Stay FY2018 - FY2021



VERMONT AGENCY OF HUMAN SERVICES

DEPARTMENT OF MENTAL HEALTH

280 State Drive, NOB 2 North
Waterbury, Vermont 05671-2010

Emily Hawes
Commissioner

FISCAL YEAR 2021

STATISTICAL REPORT

FEBRUARY 2022

Prepared by:

Sheila Leno, MS
Research and Statistics Chief

Cindy Chornyak, MS
Christopher Donnelly, PhD
David Horton, MS
Lauren Welch, MPH
Research and Statistics Analysts

INTRODUCTION

The Vermont Department of Mental Health (DMH) Statistical Report presents a systematic, quantitative overview of the clients and services of the Department's service delivery system for FY2021. This report is intended to function as a reference document for administrators, policymakers, and other interested parties. Annual statistical reports have been published since 1985. Together, these reports provide a detailed history of the development of systems of community care for people in need of mental health services and the decline in the amount of publicly funded institutional care.

The report consists of four major statistical sections followed by detailed notes that provide the definitions, methodological specifications, and caveats that are necessary to interpret the statistical results. The first section provides a comparative overview of the major programs. The next two sections provide more detailed descriptions of community service programs and a historical overview of the Vermont State Hospital. The fourth section provides a historical overview of the caseloads of the major community service programs.

The community service data presented in this report were provided by the state's Designated Agencies, and the Vermont Psychiatric Care Hospital (VPCH) inpatient data came directly from the VPCH Electronic Health Record.

All the data in this report should be considered alongside the detailed notes presented in Part 5. Part 5 provides definitions of terms used in this report as well as cautions that should be observed when interpreting the data. The data should then provide a complete and accurate overview of the clients and activities of designated provider agencies.

Part 1 presents an overview of Vermont's service delivery system. The tables provide data on the number and characteristics (both demographic and clinical) of clients served and a summary of services provided. The major community programs include Children's Services, Adult Mental Health Outpatient, Community Rehabilitation and Treatment, and Emergency Services. This report also includes inpatient services provided by the Vermont Psychiatric Care Hospital (VPCH).

On intake at a designated agency, a client is usually assigned to one program (primary program assignment) although individual clients may receive services from more than one program (program of service). Client demographic and clinical characteristics are presented by last reported primary program assignment. Service data are presented by program of service and record the number of service events.

Part 2 presents a more detailed description of community clients and services in four subsections, one for each community program of service. For each of these programs of service, comparative client data are presented, and patterns of service delivery are detailed at the provider level.

Part 3 contains tables regarding individuals who were in the Vermont Psychiatric Care Hospital (VPCH) at any time during FY2021. With the opening of the newly constructed state hospital in FY2015, this section complemented the overall description of state hospital clients and services presented in Part 1 by focusing on patients' legal status, the discharge rates of recently admitted patients, and the length of stay for continuing patients. Information on each of these characteristics is presented by clients' catchment area, age, gender, diagnosis, and type of admission. VPCH opened in July 2014 with a limited number of beds for part of July 2014. The hospital was fully open by August 2015.

Part 4 presents a historical overview of caseloads of the major programs from FY1992 through FY2021, including Children's Services, Adult Mental Health Outpatient, and Community Rehabilitation and Treatment.

Copies of this report and the reports for FY1999 forward are available online at:

<https://mentalhealth.vermont.gov/reports-forms-and-manuals/reports/statistical-reports-and-data>

Requests for additional information or analyses may be directed to:

ahs.dmhpip@vermont.gov

ACKNOWLEDGEMENTS

This report is the result of the cooperative efforts of individuals in every part of Vermont's mental health service delivery systems. The Department of Mental Health is indebted to all who contributed to the development and maintenance of the data systems that made this report possible.

The Directors of Vermont's designated agencies and institutions have been responsible for the development and maintenance of their respective Management Information Systems. Their support for the accurate accrual of comparable data has been and continues to be essential.

The Management Information System Database Managers at community service provider agencies and institutions worked closely with Department of Mental Health staff throughout the year to ensure the accuracy of and to identify the shortcomings of the data. Even more important, their continuing efforts to ensure accurate and uniform coding of service and client data, to streamline paper flow, and to make their Management Information Systems a useful management tool were essential to the completeness and accuracy of this report.

The Department of Mental Health thanks the administrators and MIS Database Managers for their cooperation and support.

LIST OF TABLES

Table	Title	Page
PART 1:	OVERVIEW	1
1-1	Number of Clients Served	3
1-2	Clients Served per 1,000 Age-Specific Population	4
1-3	Age of Clients Served	5
1-4	Gender of Clients Served	6
1-5	Annual Family Income of Clients Served	7
1-6	Responsibility for Fee of Clients Served	8
1-7	ICD-10 Diagnosis of Clients Served	9
1-8	Problems of Clients Served	10
1-9	Length of Stay of Clients Served	11
1-10	Clinical Interventions	12
1-10a	Individual, Family, and Group Therapy	13
1-10b	Medication and Medical Support and Consultation Services	14
1-10c	Clinical Assessment Services	15
1-11	Day Services	16
1-12	Service Planning and Coordination	17
1-13	Community Supports	18
1-14	Employment Services	19
1-15a	Emergency/Crisis Assessment, Support, and Referral	20
1-15b	Emergency/Crisis Beds	21
1-16	Housing and Home Supports	22
1-17	Condition of Clients on Termination of Services	23
PART 2:	COMMUNITY PROGRAMS	25
2-1	Program of Service of Clients Served Each Month	27
2-2	Primary Program Assignment of Clients Served Each Month	28
2-3	Age and Gender of Clients Served	29
2-4	Responsibility for Fee of Clients Served	30
2-5	ICD-10 Diagnosis of Clients Served	31
2-6	Length of Stay of Clients Served	32
2A:	Children's Services Programs	33
2A-1	Age and Gender of Clients Served	35
2A-2	Responsibility for Fee of Clients Served	36
2A-3	ICD-10 Diagnosis of Clients Served	37
2A-4	Length of Stay of Clients Served	38
2A-5	Clinical Interventions	39
2A-5a	Individual, Family, and Group Therapy	40
2A-5b	Medication and Medical Support and Consultation Services	41
2A-5c	Clinical Assessment Services	42
2A-6	Service Planning and Coordination	43
2A-7	Community Supports	44
2A-8a	Emergency/Crisis Assessment, Support, and Referral	45
2A-8b	Emergency/Crisis Beds	46
2A-9	Housing and Home Supports	47
2A-10	Respite Services	48

2B:	Adult Mental Health Outpatient Programs	49
2B-1	Age and Gender of Clients Served	51
2B-2	Responsibility for Fee of Clients Served	52
2B-3	ICD-10 Diagnosis of Clients Served	53
2B-4	Length of Stay of Clients Served	54
2B-5	Clinical Interventions	55
2B-5a	Individual, Family, and Group Therapy	56
2B-5b	Medication and Medical Support and Consultation Services	57
2B-5c	Clinical Assessment Services	58
2B-6	Service Planning and Coordination	59
2B-7	Community Supports	60
2B-8	Emergency/Crisis Assessment, Support, and Referral	61
2C:	Community Rehabilitation and Treatment Programs	63
2C-1	Age and Gender of Clients Served	65
2C-2	Responsibility for Fee of Clients Served	66
2C-3	ICD-10 Diagnosis of Clients Served	67
2C-4	Length of Stay of Clients Served	68
2C-5	Clinical Interventions	69
2C-5a	Individual, Family, and Group Therapy	70
2C-5b	Medication and Medical Support and Consultation Services	71
2C-5c	Clinical Assessment Services	72
2C-6	Day Services	73
2C-7	Service Planning and Coordination	74
2C-8	Community Supports	75
2C-9	Employment Services	76
2C-10a	Emergency/Crisis Assessment, Support, and Referral	77
2C-10b	Emergency/Crisis Beds	78
2C-11	Housing and Home Supports	79
2E:	Emergency Service Programs	81
2E-1	Clinical Interventions	83
2E-2	Service Planning and Coordination	84
2E-3	Community Supports	85
2E-4a	Emergency/Crisis Assessment, Support, and Referral	86
2E-4b	Emergency/Crisis Beds	87
PART 3:	VERMONT PSYCHIATRIC CARE HOSPITAL	89
3-1	Average Daily Census: July 2018 through June 2021	91
3-2	Monthly Utilization	92
3-3	Catchment Area and Utilization	93
3-4	Age and Utilization	94
3-5	Gender and Utilization	95
3-6	ICD-10 Diagnosis and Utilization	96
3-7	Legal Status on Admission and Utilization	97
3-8	Type of Admission and Utilization	98
3-9	Catchment Area and Legal Status of Patients Admitted	99
3-10	Age and Legal Status of Patients Admitted	100
3-11	Gender and Legal Status of Patients Admitted	101
3-12	ICD-10 Diagnosis and Legal Status of Patients Admitted	102
3-13	Type of Admission and Legal Status of Patients Admitted	103

3-14	Catchment Area and Discharge Rate of Patients Admitted	104
3-15	Age and Discharge Rate of Patients Admitted	105
3-16	Gender and Discharge Rate of Patients Admitted	106
3-17	ICD-10 Diagnosis and Discharge Rate of Patients Admitted	107
3-18	Legal Status and Discharge Rate of Patients Admitted	108
3-19	Type of Admission and Discharge Rate of Patients Admitted	109
3-20	Catchment Area and Length of Stay of Patients in Residence at End of Year	110
3-21	Age and Length of Stay of Patients in Residence at End of Year	111
3-22	Gender and Length of Stay of Patients in Residence at End of Year	112
3-23	ICD-10 Diagnosis & Length of Stay of Patients in Residence at End of Year	113
3-24	Legal Status and Length of Stay of Patients in Residence at End of Year	114
3-25	Type of Admission and Length of Stay of Patients in Residence at End of Year	115
PART 4: HISTORICAL OVERVIEW		117
4-1	Primary Program Assignments	119
4-2	Children's Services Programs by Designated Agency	120
4-3	Adult Mental Health Outpatient Programs by Designated Agency	121
4-4	Community Rehabilitation & Treatment Programs by Designated Agency	122
PART 5: NOTES		123
	Overview	
1.	The Scope of This Report	125
2.	Community Provider Agencies	126
3.	Clients Served	126
4.	Age	128
5.	Income	128
6.	Responsibility for Fee	128
7.	Diagnosis	128
8.	Problems	129
9.	Length of Stay	129
	Types of Service	
10.	Clinical Interventions	129
11.	Day Services	130
12.	Service Planning and Coordination	130
13.	Community Supports	130
14.	Employment Services	130
15.	Crisis Services	131
16.	Housing and Home Supports	131
17.	Respite Services	131
18.	Condition on Termination	132
	Vermont Psychiatric Care Hospital	
19.	Admissions and Discharges	132
20.	Legal Status	132
21.	Type of Admission	133
22.	Discharge Rate	133
23.	Length of Stay	133

Part 1: Overview

FY2021

CLIENTS SERVED
by Primary Program Assignment

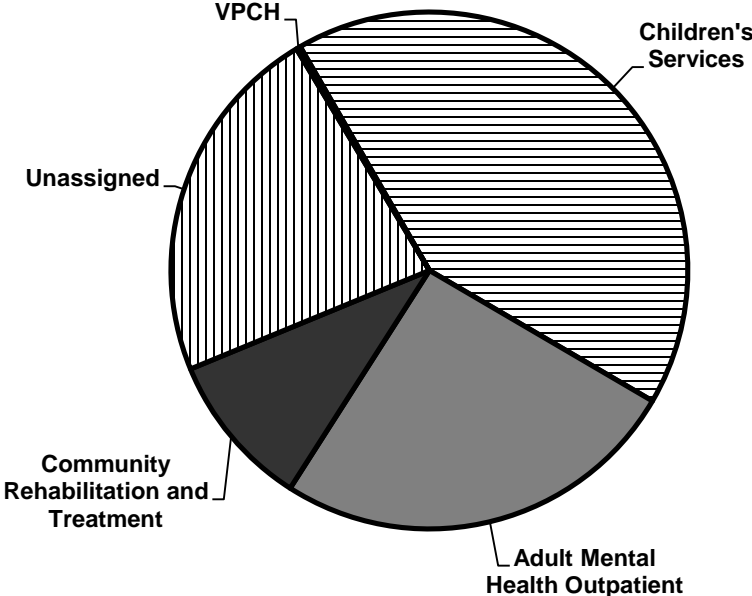


TABLE 1-1
Vermont Agency of Human Services
Department of Mental Health

NUMBER OF CLIENTS SERVED
by Clients' Primary Program Assignment and Designated Agency
Fiscal Year 2021

<u>Designated Agency</u>	<u>Children's Services</u>	<u>Adult MH Outpatient</u>	<u>Community Rehabilitation</u>	<u>Unassigned</u>	<u>VPCH</u>
CSAC (Addison)	931	504	141	173	3
NCSS (Northwest)	1,340	543	193	178	4
HC (Chittenden)	2,709	314	555	2,552	20
LCMH (Lamoille)	345	188	120	301	8
HCRS (Southeast)	1,172	843	357	903	8
NKHS (Northeast)	469	900	194	341	1
CMC (Orange)	601	692	141	106	4
RMHS (Rutland)	1,011	365	228	512	5
UCS (Bennington)	546	825	120	264	13
WCMH (Washington)	958	1,136	349	368	1
Northeastern Family Institute	435	-	-	-	-
Pathways	-	145	50	-	-
<u>Total</u>	10,517	6,455	2,448	5,698	67

See notes 1, 2 and 3.

TABLE 1-2
Vermont Agency of Human Services
Department of Mental Health

CLIENTS SERVED PER 1,000 AGE-SPECIFIC POPULATION
by Clients' Primary Program Assignment and Designated Agency
Fiscal Year 2021

<u>Designated Agency</u>	<u>Children's Services^a</u>	<u>Adult MH Outpatient^b</u>	<u>Community Rehabilitation^b</u>	<u>Unassigned^c</u>	<u>VPCH^b</u>
CSAC (Addison)	156.3	16.7	4.7	4.8	0.1
NCSS (Northwest)	110.4	12.2	4.3	3.1	0.1
HC (Chittenden)	94.9	2.3	4.1	15.6	0.1
LCMH (Lamoille)	55.3	9.3	5.9	11.4	0.4
HCRS (Southeast)	73.9	11.5	4.9	10.1	0.1
NKHS (Northeast)	42.4	17.6	3.8	5.5	0.0
CMC (Orange)	105.0	26.3	5.4	3.3	0.2
RMHS (Rutland)	98.9	7.6	4.8	8.8	0.1
UCS (Bennington)	82.6	28.6	4.2	7.4	0.5
WCMH (Washington)	82.0	21.7	6.7	5.8	0.0
<u>Total</u>	92.3	12.7	4.8	9.1	0.1

^a Rate based on child population (age 0-17)

^b Rate based on adult population (age 18+)

^c Rate based on total population

See note 1, and particularly notes 2 and 3.

TABLE 1-3
Vermont Agency of Human Services
Department of Mental Health

AGE OF CLIENTS SERVED
by Clients' Primary Program Assignment
Fiscal Year 2021

	<u>Children's Services</u>	<u>Adult MH Outpatient</u>	<u>Community Rehabilitation</u>	<u>Unassigned</u>	<u>VPCH</u>
<u>Age</u>					
0-12	52%	1%	-	5%	-
13-19	42%	3%	1%	17%	4%
20-34	4%	32%	17%	34%	39%
35-49	1%	28%	25%	22%	37%
50-64	1%	24%	40%	16%	10%
65+	<0.5%	13%	18%	7%	9%
Total	100%	100%	100%	100%	100%
<u>Age Data Reported</u>					
Clients	10,512	6,335	2,448	5,404	67
Percent within Program	100%	98%	100%	95%	100%
<u>No Age Data</u>					
Clients	5	120	-	305	-
Percent within Program	<0.5%	2%	-	5%	-
<u>Grand Total</u>	10,517	6,455	2,448	5,709	67

See notes 1, 3 and 4.

TABLE 1-4
Vermont Agency of Human Services
Department of Mental Health

GENDER OF CLIENTS SERVED
by Clients' Primary Program Assignment
Fiscal Year 2021

	<u>Children's Services</u>	<u>Adult MH Outpatient</u>	<u>Community Rehabilitation</u>	<u>Unassigned</u>	<u>VPCH</u>
<u>Gender</u>					
Male	54%	39%	53%	50%	67%
Female	46%	61%	47%	50%	33%
Total	100%	100%	100%	100%	100%
<u>Gender Data Reported</u>					
Clients	10,505	6,449	2,447	5,189	67
Percent within Program	100%	100%	100%	91%	100%
<u>No Gender Data</u>					
Clients	12	6	1	509	-
Percent within Program	<0.5%	<0.5%	<0.5%	9%	-
<u>Grand Total</u>	10,517	6,455	2,448	5,698	67

See notes 1 and 3.

TABLE 1-5
Vermont Agency of Human Services
Department of Mental Health

ANNUAL FAMILY INCOME OF CLIENTS SERVED
by Clients' Primary Program Assignment
Fiscal Year 2021

	<u>Children's Services</u>	<u>Adult Outpatient</u>	<u>Community Rehabilitation</u>	<u>Unassigned</u>	<u>VPCH</u>
<u>Income</u>					
\$ 1 - 9,999	12%	28%	45%	32%	-
\$10,000 - 19,999	21%	31%	40%	29%	-
\$20,000 - 29,999	17%	15%	7%	15%	-
\$30,000 +	51%	26%	8%	24%	-
Total	100%	100%	100%	100%	-
<u>Income Data Reported</u>					
Clients	2,794	3,017	1,009	353	-
Percent within Program	27%	47%	41%	6%	-
<u>No Income Data</u>					
Clients	7,723	3,438	1,439	5,345	67
Percent within Program	73%	53%	59%	94%	100%
<u>Grand Total</u>	10,517	6,455	2,448	5,698	67

See notes 1, 3 and 5.

TABLE 1-6
 Vermont Agency of Human Services
 Department of Mental Health

RESPONSIBILITY FOR FEE OF CLIENTS SERVED
 by Clients' Primary Program Assignment
 Fiscal Year 2021

	<u>Children's Services</u>	<u>Adult MH Outpatient</u>	<u>Community Rehabilitation</u>	<u>Unassigned</u>	<u>VPCH</u>
<u>Responsibility For Fee</u>					
Medicaid	82%	65%	93%	43%	48%
Medicare	1%	22%	55%	10%	40%
Other Insurance	18%	27%	13%	21%	7%
State Agency	3%	1%	7%	1%	-
Non-Insured/Unknown	4%	8%	<0.5%	35%	13%
Total	10,517	6,455	2,448	5,698	67

See notes 1, 3 and especially 6.

TABLE 1-7
Vermont Agency of Human Services
Department of Mental Health

DIAGNOSIS OF CLIENTS SERVED
by Clients' Primary Program Assignment
Fiscal Year 2021

	<u>Children's Services</u>	<u>Adult MH Outpatient</u>	<u>Community Rehabilitation</u>	<u>Unassigned</u>	<u>VPCH</u>
<u>Diagnosis - ICD 10</u>					
Physiological Conditions	<0.5%	1%	1%	1%	<0.5%
Psychoactive Substance Use	3%	20%	34%	27%	52%
Schizophrenia Other Non-Mood Psychotic Disorders	<0.5%	5%	52%	8%	78%
Mood [Affective] Disorders	22%	51%	43%	39%	25%
Anxiety and Other Nonpsychotic Mental Disorders	72%	66%	36%	54%	24%
Behavioral Syndromes	1%	1%	1%	1%	3%
Disorders of Adult Personality and Behavior	2%	7%	16%	3%	12%
Intellectual Disabilities	3%	2%	1%	1%	1%
Pervasive and Specific Developmental Disorders	10%	2%	1%	1%	-
Behavioral Emotional Disorders/Childhood Adolescence	29%	8%	4%	5%	-
Unspecified Mental Disorder	<0.5%	<0.5%	<0.5%	1%	-
<u>Diagnostic Data Reported</u>					
Clients	9,616	5,996	2,445	4,378	67
Percent within Program	91%	93%	100%	77%	100%
<u>No Diagnostic Data</u>					
Clients	901	459	3	1,320	-
Percent within Program	9%	7%	<0.5%	23%	-
<u>Grand Total</u>	10,517	6,455	2,448	5,698	67

See notes 1, 3 and 7. Includes all primary and secondary DSM V diagnoses.

TABLE 1-8
Vermont Agency of Human Services
Department of Mental Health

PROBLEMS OF CLIENTS SERVED
by Clients' Primary Program Assignment
Fiscal Year 2021

	<u>Children's Services</u>	<u>Adult MH Outpatient</u>	<u>Community Rehabilitation</u>	<u>Unassigned</u>	<u>VPCH</u>
<u>Problem Area</u>					
Mood Disorders	34%	61%	46%	20%	-
Thought Disorders	4%	12%	33%	6%	-
Eating Disorders	4%	7%	7%	3%	-
Medical Somatic	10%	22%	17%	6%	-
Alcohol Abuse	2%	11%	14%	6%	-
Drug Abuse	3%	11%	12%	6%	-
Suicidal Tendencies	10%	13%	17%	12%	-
Problems in Daily Living	52%	52%	41%	20%	-
Social/Interpersonal	44%	37%	35%	15%	-
Marital/Family	31%	33%	22%	10%	-
Runaway	4%	2%	3%	1%	-
Criminal	2%	10%	9%	5%	-
Victim	16%	27%	18%	6%	-
<u>Problem Data Reported</u>					
Clients	7,247	5,096	1,597	1,698	-
Percent within Program	69%	79%	65%	30%	-
<u>No Problem Data</u>					
Clients	3,270	1,359	851	4,000	67
Percent within Program	31%	21%	35%	70%	100%
<u>Grand Total</u>	10,517	6,455	2,448	5,698	67

See notes 1, 3 and 8.

TABLE 1-9
Vermont Agency of Human Services
Department of Mental Health

LENGTH OF STAY OF CLIENTS SERVED
by Clients' Primary Program Assignment
Fiscal Year 2021

	<u>Children's Services</u>	<u>Adult MH Outpatient</u>	<u>Community Rehabilitation</u>	<u>Unassigned</u>	<u>VPCH</u>
<u>Year of Admission</u>					
Current Fiscal	44%	48%	14%	71%	81%
Previous Fiscal	19%	16%	6%	13%	18%
3 - 5 Years Earlier	22%	16%	14%	6%	1%
6 - 10 Years Earlier	10%	10%	19%	4%	-
11+ Years Earlier	4%	9%	47%	6%	-
<u>Length of Stay Data Reported</u>					
Clients	10,483	6,425	2,442	4,954	67
Percent within Program	100%	100%	100%	87%	100%
<u>No Length of Stay Data</u>					
Clients	34	30	6	744	-
Percent within Program	<0.5%	<0.5%	<0.5%	13%	-
<u>Grand Total</u>	10,517	6,455	2,448	5,698	67

See notes 1, 3 and 9.

TABLE 1-10
Vermont Agency of Human Services
Department of Mental Health

CLINICAL INTERVENTIONS
by Program of Service
Fiscal Year 2021

	<u>Children's Services</u>	<u>Adult MH Outpatient</u>	<u>Community Rehabilitation</u>	<u>Emergency</u>	<u>VPCH</u>
<u>Total</u>					
Clients Served	10,917	7,120	2,630	9,426	67
Number of Nonresidential Services	494,296	115,341	251,844	53,212	-
<u>Clients Receiving Clinical Interventions</u>					
Clients	7,127	6,129	2,218	325	-
Percent within Program	65%	86%	84%	3%	-
<u>Number of Clinical Interventions</u>					
Services	86,048	70,308	33,983	924	-
Percent within Program	17%	61%	13%	2%	-
<u>Clinical Interventions per Client</u>					
Average	12	11	15	3	-

See notes 1, 3 and 10.

TABLE 1-10a
Vermont Agency of Human Services
Department of Mental Health

INDIVIDUAL, FAMILY, AND GROUP THERAPY
by Program of Service
Fiscal Year 2021

	<u>Children's Services</u>	<u>Adult MH Outpatient</u>	<u>Community Rehabilitation</u>	<u>Emergency</u>	<u>VPCH</u>
<u>Total</u>					
Clients Served	10,917	7,120	2,630	9,426	67
Number of Nonresidential Services	494,296	115,341	251,844	53,212	-
<u>Clients Receiving Therapy</u>					
Clients	4,524	3,746	825	17	-
Percent within Program	41%	53%	31%	<0.5%	-
<u>Number of Therapy Sessions</u>					
Services	74,340	52,325	16,686	119	-
Percent within Program	15%	45%	7%	<0.5%	-
<u>Therapy Sessions per Client</u>					
Average	16	14	20	7	-

See notes 1, 3 and 10.

TABLE 1-10b
Vermont Agency of Human Services
Department of Mental Health

MEDICATION AND MEDICAL SUPPORT AND CONSULTATION SERVICES
by Program of Service
Fiscal Year 2021

	<u>Children's Services</u>	<u>Adult MH Outpatient</u>	<u>Community Rehabilitation</u>	<u>Emergency</u>	<u>VPCH</u>
<u>Total</u>					
Clients Served	10,917	7,120	2,630	9,426	67
Number of Nonresidential Services	494,296	115,341	251,844	53,212	-
<u>Clients Receiving Medication Services</u>					
Clients	1,241	1,966	1,956	246	-
Percent within Program	11%	28%	74%	3%	-
<u>Number of Medication Services</u>					
Services	6,461	8,885	16,279	562	-
Percent within Program	1%	8%	6%	1%	-
<u>Medication Services per Client</u>					
Average	5	5	8	2	-

See notes 1, 3 and 10.

TABLE 1-10c
 Vermont Agency of Human Services
 Department of Mental Health

CLINICAL ASSESSMENT SERVICES
 by Program of Service
 Fiscal Year 2021

	<u>Children's Services</u>	<u>Adult MH Outpatient</u>	<u>Community Rehabilitation</u>	<u>Emergency</u>	<u>VPCH</u>
<u>Total</u>					
Clients Served	10,917	7,120	2,630	9,426	67
Number of Nonresidential Services	494,296	115,341	251,844	53,212	-
<u>Clients Receiving Clinical Assessment</u>					
Clients	4,255	3,572	919	177	-
Percent within Program	39%	50%	35%	2%	-
<u>Number of Clinical Assessments</u>					
Services	5,247	9,098	1,018	243	-
Percent within Program	1%	8%	<0.5%	<0.5%	-
<u>Clinical Assessments per Client</u>					
Average	1	3	1	1	-

See notes 1, 3 and 10.

TABLE 1-11
Vermont Agency of Human Services
Department of Mental Health

DAY SERVICES
by Program of Service
Fiscal Year 2021

	<u>Children's Services</u>	<u>Adult MH Outpatient</u>	<u>Community Rehabilitation</u>	<u>Emergency</u>	<u>VPCH</u>
<u>Total</u>					
Clients Served	10,917	7,120	2,630	9,426	67
Number of Nonresidential Services	494,296	115,341	251,844	53,212	-
<u>Clients Receiving Day Services</u>					
Clients	-	52	122	-	-
Percent within Program	-	1%	5%	-	-
<u>Number of Day Services</u>					
Services	-	639	2,404	-	-
Percent within Program	-	1%	1%	-	-
<u>Day Services per Client</u>					
Average	-	12	20	-	-

See notes 1, 3 and 11.

TABLE 1-12
Vermont Agency of Human Services
Department of Mental Health

SERVICE PLANNING AND COORDINATION
by Program of Service
Fiscal Year 2021

	<u>Children's Services</u>	<u>Adult MH Outpatient</u>	<u>Community Rehabilitation</u>	<u>Emergency</u>	<u>VPCH</u>
<u>Total</u>					
Clients Served	10,917	7,120	2,630	9,426	67
Number of Nonresidential Services	494,296	115,341	251,844	53,212	-
<u>Clients Receiving Service Planning and Coordination Services</u>					
Clients	6,955	1,783	2,174	763	-
Percent within Program	64%	25%	83%	8%	-
<u>Service Planning and Coordination Services</u>					
Services	110,624	11,104	44,489	2,647	-
Percent within Program	22%	10%	18%	5%	-
<u>Service Planning and Coordination Services per Client</u>					
Average	16	6	20	3	-

See notes 1, 3 and 12.

TABLE 1-13
 Vermont Agency of Human Services
 Department of Mental Health

COMMUNITY SUPPORTS
 by Program of Service
 Fiscal Year 2021

	<u>Children's Services</u>	<u>Adult MH Outpatient</u>	<u>Community Rehabilitation</u>	<u>Emergency</u>	<u>VPCH</u>
<u>Total</u>					
Clients Served	10,917	7,120	2,630	9,426	67
Number of Nonresidential Services	494,296	115,341	251,844	53,212	-
<u>Clients Receiving Community Supports</u>					
Clients	7,525	2,644	2,458	2,687	-
Percent within Program	69%	37%	93%	29%	-
<u>Number of Community Supports</u>					
Services	292,902	32,952	159,527	12,329	-
Percent within Program	59%	29%	63%	23%	-
<u>Community Supports per Client</u>					
Average	39	12	65	5	-

See notes 1, 3 and 13.

TABLE 1-14
Vermont Agency of Human Services
Department of Mental Health

EMPLOYMENT SERVICES
by Program of Service
Fiscal Year 2021

	<u>Children's Services</u>	<u>Adult MH Outpatient</u>	<u>Community Rehabilitation</u>	<u>Emergency</u>	<u>VPCH</u>
<u>Total</u>					
Clients Served	10,917	7,120	2,630	9,426	67
Number of Nonresidential Services	494,296	115,341	251,844	53,212	-
<u>Clients Receiving Employment Services</u>					
Clients	279	41	526	-	-
Percent within Program	3%	1%	20%	-	-
<u>Number of Employment Services</u>					
Services	2,920	250	9,852	-	-
Percent within Program	1%	<0.5%	4%	-	-
<u>Employment Services per Client</u>					
Average	10	6	19	-	-

See notes 1, 3 and 14.

TABLE 1-15a
Vermont Agency of Human Services
Department of Mental Health

EMERGENCY/CRISIS ASSESSMENT, SUPPORT AND REFERRAL
by Program of Service
Fiscal Year 2021

	<u>Children's Services</u>	<u>Adult MH Outpatient</u>	<u>Community Rehabilitation</u>	<u>Emergency</u>	<u>VPCH</u>
<u>Total</u>					
Clients Served	10,917	7,120	2,630	9,426	67
Number of Nonresidential Services	494,296	115,341	251,844	53,212	-
<u>Clients Receiving Emergency/Crisis Services</u>					
Clients	292	76	179	7,620	-
Percent within Program	3%	1%	7%	81%	-
<u>Number of Emergency/Crisis Services</u>					
Services	830	88	946	37,312	-
Percent within Program	<0.5%	<0.5%	<0.5%	70%	-
<u>Emergency/Crisis Services per Client</u>					
Average	3	1	5	5	-

See notes 1, 3 and 15.

TABLE 1-15b
 Vermont Agency of Human Services
 Department of Mental Health

EMERGENCY/CRISIS BEDS
 by Program of Service
 Fiscal Year 2021

	<u>Children's Services</u>	<u>Adult MH Outpatient</u>	<u>Community Rehabilitation</u>	<u>Emergency</u>	<u>VPCH</u>
<u>Total</u>					
Clients Served	10,917	7,120	2,630	9,426	67
<u>Clients Receiving Crisis Emergency Beds</u>					
Clients	257	50	85	145	-
Percent within Program	2%	1%	3%	2%	-
<u>Days of Crisis Emergency Bed Services</u>					
Number	2,648	769	2,435	2,671	-
<u>Emergency Bed Services Days per Client</u>					
Average	10	15	29	18	-

See notes 1, 3 and 15.

TABLE 1-16
 Vermont Agency of Human Services
 Department of Mental Health

HOUSING AND HOME SUPPORTS
 by Program of Service
 Fiscal Year 2021

	<u>Children's Services</u>	<u>Adult MH Outpatient</u>	<u>Community Rehabilitation</u>	<u>Emergency</u>	<u>VPCH</u>
<u>Total</u>					
Clients Served	10,917	7,120	2,630	9,426	70
<u>Clients Receiving Housing Services</u>					
Number	103	18	260	377	70
Percent within Program	1%	<0.5%	10%	4%	100%
<u>Days of Housing Services</u>					
Number	18,615	2,967	55,314	5,026	4,964
<u>Housing Service Days per Client</u>					
Average	181	165	213	13	71

See notes 1, 3 and 16.

TABLE 1-17
Vermont Agency of Human Services
Department of Mental Health

CONDITION OF CLIENTS ON TERMINATION OF SERVICES
by Clients' Primary Program Assignment
Fiscal Year 2021

	<u>Children's Services</u>	<u>Adult MH Outpatient</u>	<u>Community Rehabilitation</u>	<u>Unassigned</u>	<u>VPCH</u>
<u>Condition on Termination</u>					
Improved	77%	68%	32%	51%	-
Unchanged	20%	30%	60%	44%	-
Worse	2%	1%	9%	5%	-
Total	100%	100%	100%	100%	-
<u>Condition on Termination Data Reported</u>					
Number	632	246	82	114	-
Percent of Discharged Clients	81%	68%	77%	67%	-
<u>No Condition on Termination Data</u>					
Number	150	114	25	55	-
Percent of Discharged Clients	19%	32%	23%	33%	-
<u>Total Discharges</u>					
Number	782	360	107	169	-
Discharge Rate (% of all Clients)	7%	6%	4%	3%	-

See notes 1, 3 and especially 18.

Part 2: Community Programs

COMMUNITY PROGRAMS
Total Caseload by Agency
FY2021

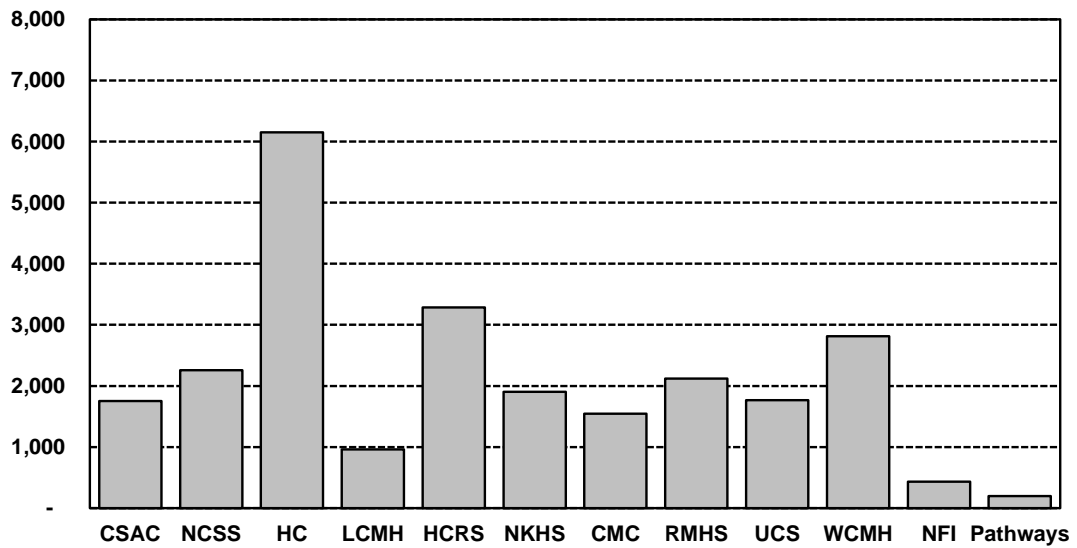


TABLE 2-1
 Vermont Agency of Human Services
 Department of Mental Health

PROGRAM OF SERVICE OF CLIENTS
 Who Were Served Each Month by
 Designated Agencies
 Fiscal Year 2021

Program of Service					
<u>Month</u>	<u>Children's Services</u>	<u>Adult MH Outpatient</u>	<u>Community Rehabilitation</u>	<u>Emergency Services</u>	<u>Total</u>
July	5,294	3,089	2,174	1,415	11,972
August	5,679	3,125	2,164	1,277	12,245
September	5,307	2,689	1,959	1,148	11,103
October	5,613	2,859	1,965	1,234	11,671
November	6,143	3,011	2,093	1,242	12,489
December	6,248	2,967	2,078	1,289	12,582
January	6,401	3,074	2,062	1,322	12,859
February	6,420	3,019	2,082	1,262	12,783
March	6,729	3,262	2,131	1,525	13,647
April	6,557	3,132	2,077	1,512	13,278
May	5,815	2,835	2,055	1,288	11,993
June	6,212	2,858	2,069	1,309	12,448
Monthly Average	6,035	2,993	2,076	1,319	12,423

Clients served by more than one program of service during the fiscal year have been counted toward the number of clients served by each program, but only once toward the overall total.

See notes 1 and 3.

TABLE 2-2
 Vermont Agency of Human Services
 Department of Mental Health

PRIMARY PROGRAM ASSIGNMENT OF CLIENTS

Who Were Served Each Month by
 Designated Agencies
 Fiscal Year 2021

Primary Program Assignment					
<u>Month</u>	<u>Children's Services</u>	<u>Adult MH Outpatient</u>	<u>Community Rehabilitation</u>	<u>Unassigned</u>	<u>Total</u>
July	5,102	2,939	2,086	2,758	12,885
August	5,473	2,917	2,092	2,798	13,280
September	5,118	2,520	1,896	2,579	12,113
October	5,437	2,708	1,879	2,025	12,049
November	5,961	2,888	1,997	1,791	12,637
December	6,054	2,847	1,984	1,904	12,789
January	6,216	2,942	1,988	1,924	13,070
February	6,226	2,899	1,983	1,900	13,008
March	6,519	3,083	2,036	1,957	13,595
April	6,376	3,010	1,975	1,951	13,312
May	5,677	2,780	2,002	1,912	12,371
June	6,041	2,794	2,010	1,879	12,724
Monthly Average	5,850	2,861	1,994	2,115	12,819

See notes 1 and 3.

TABLE 2-3
Vermont Agency of Human Services
Department of Mental Health

AGE AND GENDER OF CLIENTS SERVED

Community Service Providers

Designated Agencies

Fiscal Year 2021

	Clients Served	Age							Gender		
		0 - 6	7 - 12	13 - 19	20 - 34	35 - 49	50 - 64	65 +	Male	Female	Unknown
OVERALL	25,118	8%	16%	23%	19%	15%	13%	7%	48%	50%	2%
<u>Designated Agency</u>											
CSAC (Addison)	1,749	13%	18%	22%	18%	10%	12%	8%	46%	54%	-
NCSS (Northwest)	2,254	17%	20%	23%	13%	10%	11%	6%	50%	50%	-
HC (Chittenden)	6,130	6%	15%	28%	21%	14%	10%	5%	48%	45%	7%
LCMH (Lamoille)	954	7%	14%	29%	18%	13%	13%	5%	49%	51%	-
HCRS (Southeast)	3,275	5%	17%	19%	20%	17%	15%	7%	50%	50%	-
NKHS (Northeast)	1,904	3%	12%	15%	20%	21%	21%	9%	49%	51%	-
CMC (Orange)	1,540	6%	15%	20%	21%	16%	16%	7%	46%	54%	-
RMHS (Rutland)	2,116	13%	18%	22%	16%	12%	12%	6%	49%	47%	4%
UCS (Bennington)	1,755	6%	13%	22%	20%	16%	15%	7%	44%	56%	-
WCMH (Washington)	2,811	8%	14%	19%	19%	18%	15%	9%	48%	52%	-
Northeastern Family Institute	435	6%	24%	70%	1%	-	-	-	40%	59%	1%
Pathways	195	-	-	-	17%	40%	37%	6%	61%	37%	2%

See notes 2, 3 and 4.

TABLE 2-4
Vermont Agency of Human Services
Department of Mental Health

RESPONSIBILITY FOR FEE OF CLIENTS SERVED
Designated Agencies
Fiscal Year 2021

	Total <u>Clients Served</u>	<u>Responsibility for Fee</u>				
		<u>Medicaid</u>	<u>Medicare</u>	<u>Other Insurance</u>	<u>State Agency</u>	<u>Unknown/ Uninsured</u>
OVERALL	25,118	70%	14%	21%	3%	12%
<u>Designated Agency</u>						
CSAC (Addison)	1,749	68%	15%	29%	3%	5%
NCSS (Northwest)	2,254	71%	10%	18%	0	12%
HC (Chittenden)	6,130	62%	12%	25%	3%	18%
LCMH (Lamoille)	954	58%	12%	10%	0	33%
HCRS (Southeast)	3,275	75%	16%	20%	5%	8%
NKHS (Northeast)	1,904	82%	21%	18%	0	2%
CMC (Orange)	1,540	61%	13%	25%	9%	8%
RMHS (Rutland)	2,116	78%	15%	15%	<0.5%	10%
UCS (Bennington)	1,755	70%	16%	23%	2%	7%
WCMH (Washington)	2,811	72%	16%	16%	1%	14%
Northeastern Family Institute	435	58%	0	19%	22%	3%
Pathways	195	100%	-	-	-	-

See notes 2, 3 and especially 6.

TABLE 2-5
Vermont Agency of Human Services
Department of Mental Health

DIAGNOSIS OF CLIENTS SERVED

Designated Agencies

Fiscal Year 2021

<u>ICD 10</u>	<i>Total Clients Served</i>	<i>No Dx Data</i>	<i>Physiological Conditions</i>	<i>Psychoactive Substance Use</i>	<i>Schizophrenia Non-Mood Psych Disorders</i>	<i>Mood Disorders</i>	<i>Anxiety Other Nonpsy Mental Disorders</i>	<i>Behavioral Syndromes</i>	<i>Disorders of Adult Personality and Behavior</i>	<i>Intellectual Disabilities</i>	<i>Pervasive Specific Dev Disorders</i>	<i>Beh Emotion Disorder/Child Adol</i>	<i>Unspecified Mental Disorder</i>	<u>Reported N</u>
OVERALL	25,118	11%	1%	16%	9%	35%	63%	1%	5%	2%	5%	16%	0%	22,435
<u>Designated Agency</u>														
CSAC (Addison)	1,749	15%	1%	9%	6%	35%	59%	1%	2%	1%	7%	16%	<0.5%	1,485
NCSS (Northwest)	2,254	12%	1%	10%	5%	26%	65%	1%	6%	5%	11%	19%	<0.5%	1,973
HC (Chittenden)	6,130	15%	1%	22%	10%	28%	63%	1%	3%	2%	7%	17%	<0.5%	5,232
LCMH (Lamoille)	954	2%	1%	10%	7%	21%	73%	1%	2%	2%	4%	10%	-	935
HCRS (Southeast)	3,275	11%	<0.5%	17%	10%	47%	56%	1%	5%	2%	5%	15%	<0.5%	2,927
NKHS (Northeast)	1,904	4%	2%	16%	12%	42%	69%	1%	9%	2%	4%	22%	<0.5%	1,831
CMC (Orange)	1,540	15%	1%	15%	6%	29%	67%	1%	8%	1%	2%	10%	-	1,308
RMHS (Rutland)	2,116	11%	1%	17%	11%	42%	60%	1%	6%	1%	4%	16%	1%	1,892
UCS (Bennington)	1,755	1%	1%	15%	6%	43%	70%	1%	4%	2%	4%	17%	-	1,731
WCMH (Washington)	2,811	10%	1%	14%	10%	34%	60%	<0.5%	4%	1%	3%	12%	<0.5%	2,516
Northeast Family Institute	435	6%	0	2%	1%	53%	66%	1%	3%	1%	4%	27%	-	410
Pathways	195	-	1%	1%	23%	27%	43%	0	4%	0	0	3%	-	195

As clients may have as many as four diagnoses reported, diagnostic groups do not represent an unduplicated count of clients served.

See notes 2, 3 and 7.

TABLE 2-6
Vermont Agency of Human Services
Department of Mental Health

LENGTH OF STAY OF CLIENTS SERVED

Designated Agencies

Fiscal Year 2021

	Total Clients Served	No Data	Year of Admission					Reported N
			Current Fiscal Year	Previous Fiscal Year	3 - 5 Years Earlier	6 - 10 Years Earlier	11+ Years Earlier	
OVERALL	25,118	3%	48%	16%	16%	10%	10%	24,304
<u>Designated Agency</u>								
CSAC (Addison)	1,749	6%	31%	23%	21%	12%	12%	1,650
NCSS (Northwest)	2,254	<0.5%	80%	9%	6%	2%	3%	2,251
HC (Chittenden)	6,130	2%	44%	15%	14%	11%	17%	5,980
LCMH (Lamoille)	954	<0.5%	56%	17%	14%	8%	5%	953
HCRS (Southeast)	3,275	4%	44%	15%	22%	11%	9%	3,151
NKHS (Northeast)	1,904	<0.5%	29%	16%	22%	14%	19%	1,899
CMC (Orange)	1,540	5%	49%	19%	17%	11%	5%	1,470
RMHS (Rutland)	2,116	16%	42%	23%	23%	6%	6%	1,780
UCS (Bennington)	1,755	1%	69%	13%	10%	3%	3%	1,745
WCMH (Washington)	2,811	<0.5%	45%	18%	20%	9%	8%	2,803
Northeastern Family Institute	435	2%	72%	13%	11%	4%	0	427
Pathways	195	-	2%	5%	7%	84%	2%	195

See notes 2, 3 and 9.

2A: Children's Services Programs FY2021

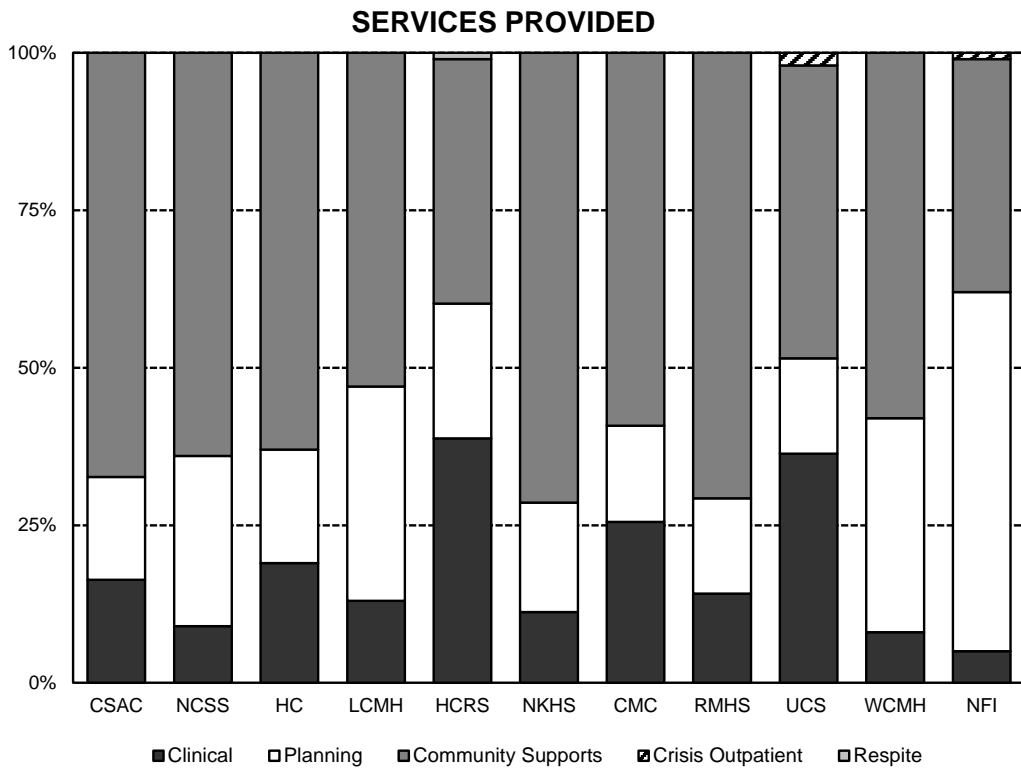


TABLE 2A-1
Vermont Agency of Human Services
Department of Mental Health
CHILDREN'S SERVICES PROGRAMS

AGE AND GENDER OF CLIENTS SERVED

Designated Agencies
Fiscal Year 2021

	Clients Served	Age							Gender		
		0 - 6	7 - 12	13 - 19	20 - 34	35 - 49	50 - 64	65 +	Male	Female	Unknown
OVERALL	10,517	17%	35%	42%	4%	1%	1%	-	53%	46%	<0.5%
<u>Designated Agency</u>											
CSAC (Addison)	931	23%	33%	38%	6%	-	-	-	50%	50%	<0.5%
NCSS (Northwest)	1,340	27%	34%	36%	3%	-	-	-	58%	42%	<0.5%
HC (Chittenden)	2,709	13%	29%	42%	9%	4%	2%	1%	52%	48%	-
LCMH (Lamoille)	345	17%	36%	46%	1%	-	-	-	57%	42%	1%
HCRS (Southeast)	1,172	15%	45%	38%	2%	-	-	-	54%	46%	-
NKHS (Northeast)	469	10%	43%	43%	3%	-	-	-	61%	38%	<0.5%
CMC (Orange)	601	11%	38%	46%	4%	-	-	-	48%	52%	-
RMHS (Rutland)	1,011	26%	36%	37%	0	-	-	-	54%	46%	-
UCS (Bennington)	546	14%	40%	46%	1%	-	-	-	52%	48%	-
WCMH (Washington)	958	16%	39%	41%	3%	1%	-	-	58%	42%	<0.5%
Northeastern Family Institute	435	6%	24%	70%	1%	-	-	-	40%	59%	1%

See notes 2, 3 and 4.

TABLE 2A-2
Vermont Agency of Human Services
Department of Mental Health
CHILDREN'S SERVICES PROGRAMS

RESPONSIBILITY FOR FEE OF CLIENTS SERVED

Designated Agencies
Fiscal Year 2021

	Total <u>Clients Served</u>	Responsibility for Fee				
		<u>Medicaid</u>	<u>Medicare</u>	<u>Other Insurance</u>	<u>State Agency</u>	<u>Unknown/ Uninsured</u>
OVERALL	10,517	82%	1%	18%	3%	4%
<u>Designated Agency</u>						
CSAC (Addison)	931	80%	<0.5%	19%	<0.5%	4%
NCSS (Northwest)	1,340	80%	<0.5%	15%	0	9%
HC (Chittenden)	2,709	78%	3%	28%	5%	3%
LCMH (Lamoille)	345	74%	0	12%	0	18%
HCRS (Southeast)	1,172	87%	0	16%	9%	2%
NKHS (Northeast)	469	92%	0	12%	0	0%
CMC (Orange)	601	84%	<0.5%	18%	0	3%
RMHS (Rutland)	1,011	90%	0	13%	0	1%
UCS (Bennington)	546	87%	1%	11%	0	4%
WCMH (Washington)	958	84%	<0.5%	14%	2%	6%
Northeastern Family Institute	435	58%	0	19%	22%	3%

See notes 2, 3 and especially 6.

TABLE 2A-3
Vermont Agency of Human Services
Department of Mental Health
CHILDREN'S SERVICES PROGRAMS

DIAGNOSIS OF CLIENTS SERVED

Designated Agencies
Fiscal Year 2021

ICD 10	Total Clients Served	No Dx Data	Physiological Conditions	Psychoactive Substance Use	Schizophrenia Non-Mood Psych Disorders	Mood Disorders	Anxiety Other Nonpsy Mental Disorders	Behavioral Syndromes	Disorders of Adult Personality and Behavior	Intellectual Disabilities	Pervasive Specific Dev Disorders	Beh Emotion Disorders/Child Adol	Unspecified Mental Disorder	Reported N
OVERALL	10,517	9%	0	3%	0	22%	72%	1%	2%	3%	10%	29%	-	9,616
<u>Designated Agency</u>														
CSAC (Addison)	931	18%	1%	1%	0	17%	65%	1%	1%	2%	13%	24%	-	768
NCSS (Northwest)	1340	14%	0	2%	0	13%	68%	0	1%	4%	16%	29%	-	1,152
HC (Chittenden)	2709	4%	0	8%	1%	21%	75%	1%	1%	4%	13%	27%	-	2,606
LCMH (Lamoille)	345	4%	1%	1%	0	11%	74%	1%	1%	4%	12%	23%	-	332
HCRS (Southeast)	1172	11%	0	1%	0	32%	69%	1%	2%	3%	9%	36%	-	1,045
NKHS (Northeast)	469	5%	0	0	0	19%	80%	0	2%	0	9%	40%	-	445
CMC (Orange)	601	12%	0	1%	0	13%	76%	1%	2%	1%	3%	17%	-	526
RMHS (Rutland)	1011	12%	0	1%	0	25%	70%	1%	2%	1%	6%	31%	-	886
UCS (Bennington)	546	1%	0	1%	0	23%	71%	1%	2%	2%	8%	34%	-	541
WCMH (Washington)	958	6%	0	1%	1%	17%	73%	0	1%	1%	6%	25%	-	905
Northeastern Family Institute	435	6%	0	2%	1%	53%	66%	1%	3%	1%	4%	27%	-	410

As clients may have as many as four diagnoses reported, diagnostic groups do not represent an unduplicated count of clients served.

See notes 2, 3 and 7.

TABLE 2A-4
Vermont Agency of Human Services
Department of Mental Health
CHILDREN'S SERVICES PROGRAMS

LENGTH OF STAY OF CLIENTS SERVED

Designated Agencies
Fiscal Year 2021

	Total Clients Served	No Data	Year of Admission					Reported N
			Current Fiscal Year	Previous Fiscal Year	3 - 5 Years Earlier	6 - 10 Years Earlier	11+ Years Earlier	
OVERALL	10,517	<0.5%	44%	19%	22%	10%	4%	10,483
<u>Designated Agency</u>								
CSAC (Addison)	931	<0.5%	34%	25%	24%	13%	3%	930
NCSS (Northwest)	1,340	<0.5%	81%	9%	7%	2%	<0.5%	1,339
HC (Chittenden)	2,709	<0.5%	27%	17%	24%	19%	13%	2,699
LCMH (Lamoille)	345	<0.5%	49%	25%	18%	8%	<0.5%	344
HCRS (Southeast)	1,172	<0.5%	37%	21%	29%	11%	3%	1,168
NKHS (Northeast)	469	<0.5%	30%	24%	28%	14%	4%	468
CMC (Orange)	601	<0.5%	51%	19%	21%	8%	1%	600
RMHS (Rutland)	1,011	<0.5%	40%	25%	29%	5%	1%	1,008
UCS (Bennington)	546	1%	60%	22%	16%	2%	0	543
WCMH (Washington)	958	<0.5%	44%	22%	26%	6%	1%	957
Northeastern Family Institute	435	2%	72%	13%	11%	4%	0	427

See notes 2, 3 and 9.

TABLE 2A-5
Vermont Agency of Human Services
Department of Mental Health
CHILDREN'S SERVICES PROGRAMS

CLINICAL INTERVENTIONS

Designated Agencies
Fiscal Year 2021

	<u>Total Clients Served</u>	<u>Clients Receiving Clinical Interventions Number</u>	<u>Percent</u>	<u>Number of Clinical Interventions</u>	<u>Services as Percentage of all Children's Non- Residential Services</u>	<u>Clinical Interventions Per Client</u>
OVERALL	10,917	7,127	65%	86,048	17%	12
<u>Designated Agency</u>						
CSAC (Addison)	807	547	68%	3,885	16%	7
NCSS (Northwest)	1,349	546	40%	7,855	9%	14
HC (Chittenden)	3,057	2,244	73%	30,680	19%	14
LCMH (Lamoille)	350	156	45%	1,641	13%	11
HCRS (Southeast)	1,221	1,051	86%	20,126	38%	19
NKHS (Northeast)	491	283	58%	1,941	11%	7
CMC (Orange)	599	483	81%	5,116	25%	11
RMHS (Rutland)	1,046	701	67%	4,562	14%	7
UCS (Bennington)	576	445	77%	4,161	36%	9
WCMH (Washington)	986	632	64%	5,656	8%	9
Northeastern Family Institute	435	39	9%	425	5%	11

See notes 2, 3 and 10.

TABLE 2A-5a
Vermont Agency of Human Services
Department of Mental Health
CHILDREN'S SERVICES PROGRAMS

INDIVIDUAL, FAMILY, AND GROUP THERAPY

Designated Agencies

Fiscal Year 2021

	<u>Total Clients Served</u>	<u>Clients Receiving Therapy Number</u>	<u>Percent</u>	<u>Number of Therapy Sessions</u>	<u>Services as Percentage of all Children's Non- Residential Services</u>	<u>Therapy Sessions Per Client</u>
OVERALL	10,917	4,524	41%	74,340	15%	16
<u>Designated Agency</u>						
CSAC (Addison)	807	313	39%	3,256	13%	10
NCSS (Northwest)	1,349	343	25%	5,057	6%	15
HC (Chittenden)	3,057	1,410	46%	27,913	17%	20
LCMH (Lamoille)	350	120	34%	1,426	11%	12
HCRS (Southeast)	1,221	890	73%	18,578	35%	21
NKHS (Northeast)	491	116	24%	1,432	8%	12
CMC (Orange)	599	375	63%	4,629	22%	12
RMHS (Rutland)	1,046	346	33%	3,745	12%	11
UCS (Bennington)	576	292	51%	3,657	32%	13
WCMH (Washington)	986	292	30%	4,239	6%	15
Northeastern Family Institute	435	27	6%	408	5%	15

See notes 2, 3 and 10.

TABLE 2A-5b
Vermont Agency of Human Services
Department of Mental Health
CHILDREN'S SERVICES PROGRAMS

MEDICATION AND MEDICAL SUPPORT AND CONSULTATION SERVICES

Designated Agencies
Fiscal Year 2021

	<u>Total Clients Served</u>	<u>Clients Receiving Medication Services Number</u>	<u>Percent</u>	<u>Number of Medication Services</u>	<u>Services as Percentage of all Children's Non- Residential Services</u>	<u>Medication Services Per Client</u>
OVERALL	10,917	1,241	11%	6,461	1%	5
<u>Designated Agency</u>						
CSAC (Addison)	807	89	11%	211	1%	2
NCSS (Northwest)	1,349	218	16%	2,420	3%	11
HC (Chittenden)	3,057	227	7%	1,017	1%	4
LCMH (Lamoille)	350	46	13%	194	1%	4
HCRS (Southeast)	1,221	145	12%	706	1%	5
NKHS (Northeast)	491	103	21%	262	1%	3
CMC (Orange)	599	47	8%	132	1%	3
RMHS (Rutland)	1,046	75	7%	329	1%	4
UCS (Bennington)	576	72	12%	214	2%	3
WCMH (Washington)	986	219	22%	976	1%	4
Northeastern Family Institute	435	-	-	-	-	-

See notes 2, 3 and 10.

TABLE 2A-5c
Vermont Agency of Human Services
Department of Mental Health
CHILDREN'S SERVICES PROGRAMS

CLINICAL ASSESSMENT SERVICES

Designated Agencies
Fiscal Year 2021

	<u>Total Clients Served</u>	<u>Clients Receiving Clinical Assessment Number</u>	<u>Percent</u>	<u>Number of Clinical Assessments</u>	<u>Services as Percentage of all Children's Non- Residential Services</u>	<u>Clinical Assessment Per Client</u>
OVERALL	10,917	4,255	39%	5,247	1%	1
<u>Designated Agency</u>						
CSAC (Addison)	807	375	46%	418	2%	1
NCSS (Northwest)	1,349	228	17%	378	<0.5%	2
HC (Chittenden)	3,057	1,287	42%	1,750	1%	1
LCMH (Lamoille)	350	18	5%	21	<0.5%	1
HCRS (Southeast)	1,221	725	59%	842	2%	1
NKHS (Northeast)	491	194	40%	247	1%	1
CMC (Orange)	599	329	55%	355	2%	1
RMHS (Rutland)	1,046	471	45%	488	2%	1
UCS (Bennington)	576	234	41%	290	2%	1
WCMH (Washington)	986	380	39%	441	1%	1
Northeastern Family Institute	435	14	3%	17	<0.5%	1

See notes 2, 3 and 10.

TABLE 2A-6
Vermont Agency of Human Services
Department of Mental Health
CHILDREN'S SERVICES PROGRAMS

SERVICE PLANNING AND COORDINATION

Designated Agencies
Fiscal Year 2021

	<u>Total Clients Served</u>	<u>Clients Receiving Planning Services Number</u>	<u>Percent</u>	<u>Number of Planning Services</u>	<u>Services as Percentage of all Children's Non- Residential Services</u>	<u>Planning Services Per Client</u>
OVERALL	10,917	6,955	64%	110,624	22%	16
<u>Designated Agency</u>						
CSAC (Addison)	807	368	46%	4,020	16%	11
NCSS (Northwest)	1,349	996	74%	22,412	27%	23
HC (Chittenden)	3,057	1,834	60%	28,027	18%	15
LCMH (Lamoille)	350	257	73%	4,501	34%	18
HCRS (Southeast)	1,221	926	76%	10,990	21%	12
NKHS (Northeast)	491	356	73%	3,060	17%	9
CMC (Orange)	599	411	69%	3,097	15%	8
RMHS (Rutland)	1,046	718	69%	4,798	15%	7
UCS (Bennington)	576	273	47%	1,741	15%	6
WCMH (Washington)	986	670	68%	23,024	34%	34
Northeastern Family Institute	435	146	34%	4,954	57%	34

See notes 2, 3 and 12.

TABLE 2A-7
Vermont Agency of Human Services
Department of Mental Health
CHILDREN'S SERVICES PROGRAMS

COMMUNITY SUPPORTS

Designated Agencies
Fiscal Year 2021

	<u>Total Clients Served</u>	<u>Clients Receiving Support Services Number</u>	<u>Percent</u>	<u>Number of Community Support Services</u>	<u>Services as Percentage of all Children's Non- Residential Services</u>	<u>Support Services Per Client</u>
OVERALL	10,917	7,525	69%	292,902	59%	39
<u>Designated Agency</u>						
CSAC (Addison)	807	525	65%	16,158	66%	31
NCSS (Northwest)	1,349	971	72%	54,097	64%	56
HC (Chittenden)	3,057	1,869	61%	100,422	63%	54
LCMH (Lamoille)	350	261	75%	6,877	53%	26
HCRS (Southeast)	1,221	909	74%	20,078	38%	22
NKHS (Northeast)	491	423	86%	12,579	70%	30
CMC (Orange)	599	492	82%	12,039	58%	24
RMHS (Rutland)	1,046	846	81%	22,442	70%	27
UCS (Bennington)	576	399	69%	5,342	46%	13
WCMH (Washington)	986	749	76%	39,670	58%	53
Northeastern Family Institute	435	81	19%	3,198	37%	39

See notes 2, 3 and 13.

TABLE 2A-8a
Vermont Agency of Human Services
Department of Mental Health
CHILDREN'S SERVICES PROGRAMS

EMERGENCY/CRISIS ASSESSMENT, SUPPORT AND REFERRAL

Designated Agencies

Fiscal Year 2021

	<u>Total Clients Served</u>	<u>Clients Receiving Emerg./Crisis Services Number</u>	<u>Percent</u>	<u>Number of Emerg./Crisis Services</u>	<u>Services as Percentage of all Children's Non- Residential Services</u>	<u>Emerg./Crisis Services Per Client</u>
OVERALL	10,917	292	3%	830	<0.5%	3
<u>Designated Agency</u>						
CSAC (Addison)	807	87	11%	123	<0.5%	1
NCSS (Northwest)	1,349	3	<0.5%	19	<0.5%	6
HC (Chittenden)	3,057	-	-	-	-	-
LCMH (Lamoille)	350	18	5%	26	<0.5%	1
HCRS (Southeast)	1,221	27	2%	260	<0.5%	10
NKHS (Northeast)	491	-	-	-	-	-
CMC (Orange)	599	1	<0.5%	3	<0.5%	3
RMHS (Rutland)	1,046	-	-	-	-	-
UCS (Bennington)	576	88	15%	237	2%	3
WCMH (Washington)	986	48	5%	70	<0.5%	1
Northeastern Family Institute	435	20	5%	92	1%	5

See notes 2, 3 and 15.

TABLE 2A-8b
 Vermont Agency of Human Services
 Department of Mental Health
CHILDREN'S SERVICES PROGRAMS

EMERGENCY/CRISIS BEDS

Designated Agencies
 Fiscal Year 2021

	<u>Total Clients Served</u>	<u>Clients Receiving Emerg./Crisis Bed Services</u>		<u>Days of Emerg./Crisis Bed Services</u>	<u>Emergency/Crisis Bed Days Per Client</u>
		<u>Number</u>	<u>Percent</u>		
OVERALL	10,917	257	2%	2,648	10
<u>Designated Agency</u>					
CSAC (Addison)	807	-	-	-	-
NCSS (Northwest)	1,349	-	-	-	-
HC (Chittenden)	3,057	-	-	-	-
LCMH (Lamoille)	350	-	-	-	-
HCRS (Southeast)	1,221	-	-	-	-
NKHS (Northeast)	491	-	-	-	-
CMC (Orange)	599	-	-	-	-
RMHS (Rutland)	1,046	-	-	-	-
UCS (Bennington)	576	-	-	-	-
WCMH (Washington)	986	11	1%	317	29
Northeastern Family Institute	435	246	57%	2,331	9

See notes 2, 3 and 15.

TABLE 2A-9
Vermont Agency of Human Services
Department of Mental Health
CHILDREN'S SERVICES PROGRAMS

HOUSING AND HOME SUPPORTS

Designated Agencies
Fiscal Year 2021

	<u>Total Clients Served</u>	<u>Clients Receiving Housing & Home Supports</u>		<u>Days of Housing & Home Support Services</u>	<u>Housing & Home Support Days Per Client</u>
		<u>Number</u>	<u>Percent</u>		
OVERALL	10,917	103	1%	18,615	181
<u>Designated Agency</u>					
CSAC (Addison)	807	-	-	-	-
NCSS (Northwest)	1,349	-	-	-	-
HC (Chittenden)	3,057	24	1%	3,821	159
LCMH (Lamoille)	350	-	-	-	-
HCRS (Southeast)	1,221	-	-	-	-
NKHS (Northeast)	491	-	-	-	-
CMC (Orange)	599	-	-	-	-
RMHS (Rutland)	1,046	-	-	-	-
UCS (Bennington)	576	-	-	-	-
WCMH (Washington)	986	20	2%	2,066	103
Northeastern Family Institute	435	59	14%	12,728	216

See notes 2, 3 and 16.

TABLE 2A-10
Vermont Agency of Human Services
Department of Mental Health
CHILDREN'S SERVICES PROGRAMS

RESPITE SERVICES
Designated Agencies
Fiscal Year 2021

	<u>Total Clients Served</u>	<u>Clients Receiving Respite Services Number</u>	<u>Percent</u>	<u>Number of Respite Services</u>	<u>Services as Percentage of all Children's Non- Residential Services</u>	<u>Respite Services Per Client</u>
OVERALL	10,917	85	1%	972	<0.5%	11
<u>Designated Agency</u>						
CSAC (Addison)	807	-	-	-	-	-
NCSS (Northwest)	1,349	3	<0.5%	10	<0.5%	3
HC (Chittenden)	3,057	11	<0.5%	215	<0.5%	20
LCMH (Lamoille)	350	-	-	-	-	-
HCRS (Southeast)	1,221	67	5%	688	1%	10
NKHS (Northeast)	491	2	<0.5%	21	<0.5%	10
CMC (Orange)	599	-	-	-	-	-
RMHS (Rutland)	1,046	2	<0.5%	38	<0.5%	19
UCS (Bennington)	576	-	-	-	-	-
WCMH (Washington)	986	-	-	-	-	-
Northeastern Family Institute	435	-	-	-	-	-

See notes 2, 3 and 17.

2B: Adult Mental Health Outpatient Programs FY2021

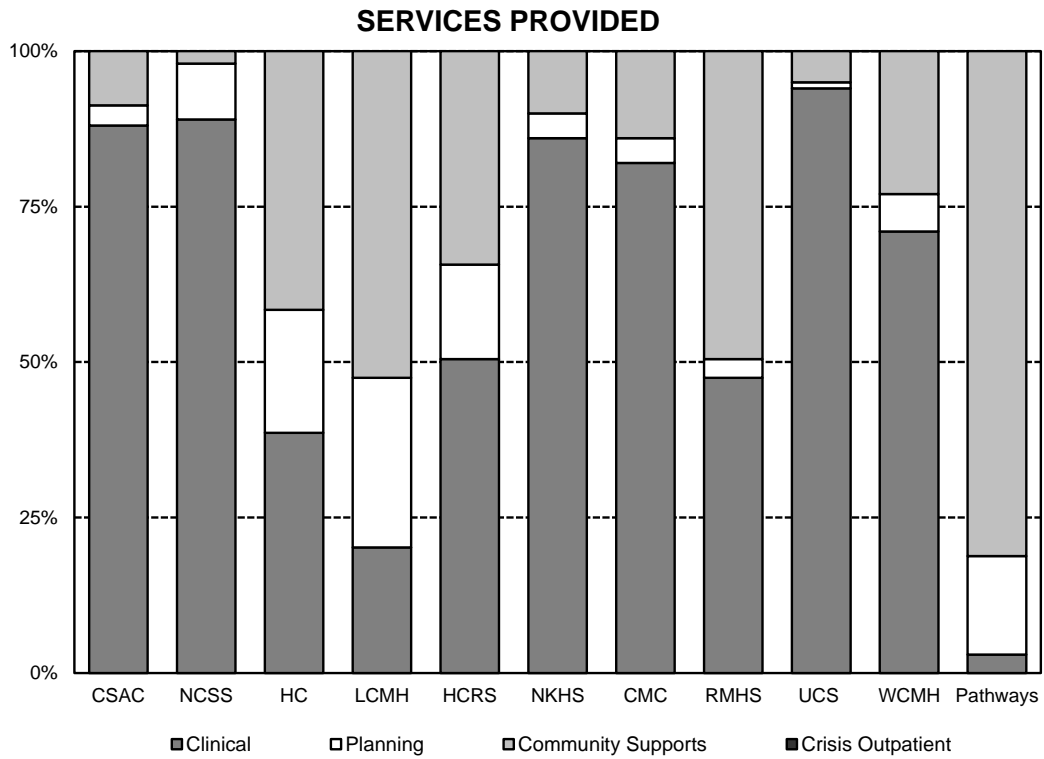


TABLE 2B-1
Vermont Agency of Human Services
Department of Mental Health
ADULT MENTAL HEALTH OUTPATIENT PROGRAMS

AGE AND GENDER OF CLIENTS SERVED

Designated Agencies
Fiscal Year 2021

	Clients <u>Served</u>	Age						Gender		
		<u>0 - 12</u>	<u>13 - 19</u>	<u>20 - 34</u>	<u>35 - 49</u>	<u>50 - 64</u>	<u>65 +</u>	<u>Male</u>	<u>Female</u>	<u>Unknown</u>
OVERALL	6,455	<0.5%	3%	31%	27%	23%	13%	39%	61%	<0.5%
<u>Designated Agency</u>										
CSAC (Addison)	504	-	4%	33%	20%	23%	20%	34%	66%	-
NCSS (Northwest)	543	-	2%	31%	27%	22%	15%	36%	64%	<0.5%
HC (Chittenden)	314	8%	8%	31%	22%	11%	17%	41%	58%	<0.5%
LCMH (Lamoille)	188	-	5%	34%	27%	21%	8%	30%	70%	-
HCRS (Southeast)	843	-	4%	34%	27%	23%	12%	41%	59%	-
NKHS (Northeast)	900	-	2%	23%	32%	32%	12%	38%	62%	-
CMC (Orange)	692	-	2%	36%	27%	23%	10%	43%	57%	-
RMHS (Rutland)	365	-	5%	33%	25%	23%	14%	35%	65%	-
UCS (Bennington)	825	-	4%	35%	26%	22%	9%	39%	61%	-
WCMH (Washington)	1,136	-	3%	30%	29%	19%	13%	38%	62%	<0.5%
Pathways	145	-	-	19%	37%	38%	6%	58%	40%	2%

See notes 2, 3 and 4

TABLE 2B-2
Vermont Agency of Human Services
Department of Mental Health
ADULT MENTAL HEALTH OUTPATIENT PROGRAMS

RESPONSIBILITY FOR FEE OF CLIENTS SERVED

Designated Agencies
Fiscal Year 2021

	Total <u>Clients Served</u>	Responsibility for Fee				Unknown/ <u>Uninsured</u>
		<u>Medicaid</u>	<u>Medicare</u>	<u>Other Insurance</u>	<u>State Agency</u>	
OVERALL	6,455	65%	22%	27%	1%	8%
<u>Designated Agency</u>						
CSAC (Addison)	504	44%	29%	52%	5%	3%
NCSS (Northwest)	543	53%	24%	31%	0	12%
HC (Chittenden)	314	70%	20%	26%	4%	8%
LCMH (Lamoille)	188	59%	19%	15%	0	22%
HCRS (Southeast)	843	70%	23%	22%	2%	8%
NKHS (Northeast)	900	76%	28%	22%	0	2%
CMC (Orange)	692	59%	16%	37%	0	6%
RMHS (Rutland)	365	70%	22%	23%	0	8%
UCS (Bennington)	825	64%	21%	31%	2%	4%
WCMH (Washington)	1,136	63%	20%	22%	0	14%
Pathways	145	100%	-	-	-	-

See notes 2, 3 and especially 6.

TABLE 2B-3
Vermont Agency of Human Services
Department of Mental Health
ADULT MENTAL HEALTH OUTPATIENT PROGRAMS

DIAGNOSIS OF CLIENTS SERVED

Designated Agencies

Fiscal Year 2021

<u>ICD 10</u>	<i>Total Clients Served</i>	<i>No Dx Data</i>	<i>Physiological Conditions</i>	<i>Psychoactive Substance Use</i>	<i>Schizophrenia Non-Mood Psych Disorders</i>	<i>Mood Disorders</i>	<i>Anxiety Other Nonpsy Mental Disorders</i>	<i>Behavioral Syndromes</i>	<i>Disorders of Adult Personality and Behavior</i>	<i>Intellectual Disabilities</i>	<i>Pervasive Specific Dev Disorders</i>	<i>Beh Emotion Disorders/Child Adol</i>	<i>Unspecified Mental Disorder</i>	<u>Reported N</u>
OVERALL	6,455	7%	1%	20%	5%	51%	66%	1%	7%	2%	2%	8%	<0.5%	5,996
<u>Designated Agency</u>														
CSAC (Addison)	504	5%	2%	15%	3%	60%	59%	2%	3%	0	1%	9%	-	477
NCSS (Northwest)	543	1%	2%	15%	4%	48%	68%	1%	9%	10%	4%	6%	-	538
HC (Chittenden)	314	10%	1%	27%	4%	29%	70%	0	5%	3%	6%	10%	-	282
LCMH (Lamoille)	188	0	2%	19%	4%	40%	69%	1%	3%	0	0	4%	-	188
HCRS (Southeast)	843	9%	1%	21%	7%	51%	65%	1%	6%	2%	2%	2%	1%	763
NKHS (Northeast)	900	0	2%	24%	9%	59%	67%	1%	11%	0	1%	21%	-	900
CMC (Orange)	692	16%	1%	23%	4%	39%	63%	1%	11%	1%	1%	5%	-	583
RMHS (Rutland)	365	0	1%	29%	4%	62%	77%	2%	10%	1%	2%	3%	3%	365
UCS (Bennington)	825	0	1%	20%	3%	59%	71%	1%	4%	1%	2%	9%	-	821
WCMH (Washington)	1136	18%	2%	17%	4%	48%	64%	1%	4%	1%	0	5%	-	934
Pathways	145	0	1%	1%	8%	30%	53%	0	4%	0	0	3%	-	145

As clients may have as many as four diagnoses reported, diagnostic groups do not represent an unduplicated count of clients served.

See notes 2, 3 and 7.

TABLE 2B-4
Vermont Agency of Human Services
Department of Mental Health
ADULT MENTAL HEALTH OUTPATIENT PROGRAMS

LENGTH OF STAY OF CLIENTS SERVED

Designated Agencies

Fiscal Year 2021

	Total Clients <u>Served</u>	<u>No</u> <u>Data</u>	Current Fiscal <u>Year</u>	Year of Admission				Reported <u>N</u>
				Previous Fiscal <u>Year</u>	3 - 5 Years <u>Earlier</u>	6 - 10 Years <u>Earlier</u>	11+ Years <u>Earlier</u>	
OVERALL	6,455	<0.5%	48%	16%	16%	10%	9%	6,425
<u>Designated Agency</u>								
CSAC (Addison)	504	<0.5%	32%	20%	20%	13%	15%	503
NCSS (Northwest)	543	<0.5%	76%	8%	4%	3%	9%	541
HC (Chittenden)	314	2%	52%	18%	10%	4%	15%	309
LCMH (Lamoille)	188	<0.5%	49%	25%	18%	7%	1%	188
HCRS (Southeast)	843	<0.5%	55%	13%	18%	7%	6%	842
NKHS (Northeast)	900	<0.5%	19%	13%	26%	17%	25%	897
CMC (Orange)	692	<0.5%	52%	22%	14%	8%	3%	689
RMHS (Rutland)	365	2%	55%	24%	18%	2%	1%	359
UCS (Bennington)	825	<0.5%	71%	12%	9%	4%	4%	823
WCMH (Washington)	1,136	<0.5%	44%	20%	21%	11%	4%	1,129
Pathways	145	-	3%	5%	6%	84%	2%	145

See notes 2, 3 and 9.

TABLE 2B-5
 Vermont Agency of Human Services
 Department of Mental Health
ADULT MENTAL HEALTH OUTPATIENT SERVICES

CLINICAL INTERVENTIONS

Designated Agencies
 Fiscal Year 2021

	<u>Total Clients Served</u>	<u>Clients Receiving Clinical Interventions Number</u>	<u>Percent</u>	<u>Number of Clinical Interventions</u>	<u>Services as Percentage of all Adult Outpt Non- Residential Services</u>	<u>Clinical Interventions Per Client</u>
OVERALL	7,120	6,129	86%	70,308	61%	11
<u>Designated Agency</u>						
CSAC (Addison)	552	525	95%	5,745	81%	11
NCSS (Northwest)	552	534	97%	10,088	89%	19
HC (Chittenden)	608	309	51%	2,734	39%	9
LCMH (Lamoille)	238	149	63%	1,832	20%	12
HCRS (Southeast)	861	753	87%	6,320	50%	8
NKHS (Northeast)	1,018	987	97%	7,922	86%	8
CMC (Orange)	729	712	98%	10,122	82%	14
RMHS (Rutland)	422	317	75%	2,775	47%	9
UCS (Bennington)	835	825	99%	8,259	94%	10
WCMH (Washington)	1,157	907	78%	14,196	71%	16
Pathways	148	111	75%	315	3%	3

See notes 2, 3 and 10.

TABLE 2B-5a
Vermont Agency of Human Services
Department of Mental Health
ADULT MENTAL HEALTH OUTPATIENT SERVICES

INDIVIDUAL, FAMILY, AND GROUP THERAPY

Designated Agencies
Fiscal Year 2021

	<u>Total Clients Served</u>	<u>Clients Receiving Therapy Number</u>	<u>Percent</u>	<u>Number of Therapy Sessions</u>	<u>Services as Percentage of all Adult Outpt Non- Residential Services</u>	<u>Therapy Sessions Per Client</u>
OVERALL	7,120	3,746	53%	52,325	45%	14
<u>Designated Agency</u>						
CSAC (Addison)	552	341	62%	3,972	56%	12
NCSS (Northwest)	552	468	85%	8,812	78%	19
HC (Chittenden)	608	144	24%	2,443	34%	17
LCMH (Lamoille)	238	103	43%	1,600	17%	16
HCRS (Southeast)	861	521	61%	5,604	45%	11
NKHS (Northeast)	1,018	234	23%	3,233	35%	14
CMC (Orange)	729	618	85%	9,366	76%	15
RMHS (Rutland)	422	229	54%	2,499	42%	11
UCS (Bennington)	835	326	39%	2,146	25%	7
WCMH (Washington)	1,157	762	66%	12,650	63%	17
Pathways	148	-	-	-	-	-

See notes 2, 3 and 10.

TABLE 2B-5b
Vermont Agency of Human Services
Department of Mental Health
ADULT MENTAL HEALTH OUTPATIENT SERVICES

MEDICATION AND MEDICAL SUPPORT AND CONSULTATION SERVICES

Designated Agencies
Fiscal Year 2021

	<u>Total Clients Served</u>	<u>Clients Receiving Medication Services Number</u>	<u>Percent</u>	<u>Number of Medication Services</u>	<u>Services as Percentage of all Adult Outpt Non- Residential Services</u>	<u>Medication Services Per Client</u>
OVERALL	7,120	1,966	28%	8,885	8%	5
<u>Designated Agency</u>						
CSAC (Addison)	552	284	51%	1,557	22%	5
NCSS (Northwest)	552	148	27%	1,141	10%	8
HC (Chittenden)	608	-	-	-	-	-
LCMH (Lamoille)	238	58	24%	206	2%	4
HCRS (Southeast)	861	29	3%	109	1%	4
NKHS (Northeast)	1,018	801	79%	4,029	44%	5
CMC (Orange)	729	103	14%	249	2%	2
RMHS (Rutland)	422	15	4%	44	1%	3
UCS (Bennington)	835	123	15%	257	3%	2
WCMH (Washington)	1,157	335	29%	1,060	5%	3
Pathways	148	70	47%	233	2%	3

See notes 2, 3 and 10.

TABLE 2B-5c
Vermont Agency of Human Services
Department of Mental Health
ADULT MENTAL HEALTH OUTPATIENT SERVICES

CLINICAL ASSESSMENT SERVICES

Designated Agencies
Fiscal Year 2021

	<u>Total Clients Served</u>	<u>Clients Receiving Clinical Assessment Number</u>	<u>Percent</u>	<u>Number of Clinical Assessments</u>	<u>Services as Percentage of all Adult Outpt Non- Residential Services</u>	<u>Clinical Assessment Per Client</u>
OVERALL	7,120	3,572	50%	9,098	8%	3
<u>Designated Agency</u>						
CSAC (Addison)	552	197	36%	216	3%	1
NCSS (Northwest)	552	94	17%	135	1%	1
HC (Chittenden)	608	231	38%	291	4%	1
LCMH (Lamoille)	238	25	11%	26	<0.5%	1
HCRS (Southeast)	861	589	68%	607	5%	1
NKHS (Northeast)	1,018	544	53%	660	7%	1
CMC (Orange)	729	448	61%	507	4%	1
RMHS (Rutland)	422	227	54%	232	4%	1
UCS (Bennington)	835	768	92%	5,856	67%	8
WCMH (Washington)	1,157	373	32%	486	2%	1
Pathways	148	76	51%	82	1%	1

See notes 2, 3 and 10.

TABLE 2B-6
Vermont Agency of Human Services
Department of Mental Health
ADULT MENTAL HEALTH OUTPATIENT SERVICES

SERVICE PLANNING AND COORDINATION

Designated Agencies
Fiscal Year 2021

	<u>Total Clients Served</u>	<u>Clients Receiving Planning Services Number</u>	<u>Percent</u>	<u>Number of Planning Services</u>	<u>Services as Percentage of all Adult Outpt Non- Residential Services</u>	<u>Planning & Services Per Client</u>
OVERALL	7,120	1,783	25%	11,104	10%	6
<u>Designated Agency</u>						
CSAC (Addison)	552	62	11%	200	3%	3
NCSS (Northwest)	552	140	25%	963	9%	7
HC (Chittenden)	608	361	59%	1,407	20%	4
LCMH (Lamoille)	238	95	40%	2,535	27%	27
HCRS (Southeast)	861	308	36%	1,897	15%	6
NKHS (Northeast)	1,018	129	13%	369	4%	3
CMC (Orange)	729	195	27%	540	4%	3
RMHS (Rutland)	422	76	18%	189	3%	2
UCS (Bennington)	835	36	4%	48	1%	1
WCMH (Washington)	1,157	247	21%	1,121	6%	5
Pathways	148	134	91%	1835	16%	14

See notes 2, 3 and 12.

TABLE 2B-7
Vermont Agency of Human Services
Department of Mental Health
ADULT MENTAL HEALTH OUTPATIENT SERVICES

COMMUNITY SUPPORTS

Designated Agencies
Fiscal Year 2021

	<u>Total Clients Served</u>	<u>Clients Receiving Support Services Number</u>	<u>Percent</u>	<u>Number of Community Support Services</u>	<u>Services as Percentage of all Adult Outpt Non- Residential Services</u>	<u>Support Services Per Client</u>
OVERALL	7,120	2,644	37%	32,952	29%	12
<u>Designated Agency</u>						
CSAC (Addison)	552	83	15%	542	8%	7
NCSS (Northwest)	552	55	10%	248	2%	5
HC (Chittenden)	608	403	66%	2,953	42%	7
LCMH (Lamoille)	238	104	44%	4,820	52%	46
HCRS (Southeast)	861	299	35%	4,297	34%	14
NKHS (Northeast)	1,018	170	17%	925	10%	5
CMC (Orange)	729	339	47%	1,680	14%	5
RMHS (Rutland)	422	218	52%	2,878	49%	13
UCS (Bennington)	835	110	13%	429	5%	4
WCMH (Washington)	1,157	715	62%	4,570	23%	6
Pathways	148	148	100%	9610	82%	65

See notes 2, 3 and 13.

TABLE 2B-8
Vermont Agency of Human Services
Department of Mental Health
ADULT MENTAL HEALTH OUTPATIENT SERVICES

EMERGENCY/CRISIS ASSESSMENT, SUPPORT AND REFERRAL

Designated Agencies

Fiscal Year 2021

	<u>Total Clients Served</u>	<u>Clients Receiving Emerg./Crisis Services Number</u>	<u>Percent</u>	<u>Number of Emerg./Crisis Services</u>	<u>Services as Percentage of all Adult Outpt Non- Residential Services</u>	<u>Emerg./Crisis Services Per Client</u>
OVERALL	7,120	76	1%	88	<0.5%	1
<u>Designated Agency</u>						
CSAC (Addison)	552	-	-	-	-	-
NCSS (Northwest)	552	-	-	-	-	-
HC (Chittenden)	608	-	-	-	-	-
LCMH (Lamoille)	238	1	<0.5%	3	<0.5%	3
HCRS (Southeast)	861	-	-	-	-	-
NKHS (Northeast)	1,018	-	-	-	-	-
CMC (Orange)	729	-	-	-	-	-
RMHS (Rutland)	422	-	-	-	-	-
UCS (Bennington)	835	-	-	-	-	-
WCMH (Washington)	1,157	75	6%	85	<0.5%	1
Pathways	148	-	-	-	-	-

See notes 2, 3 and 15.

2C: Community Rehabilitation and Treatment Programs FY2021

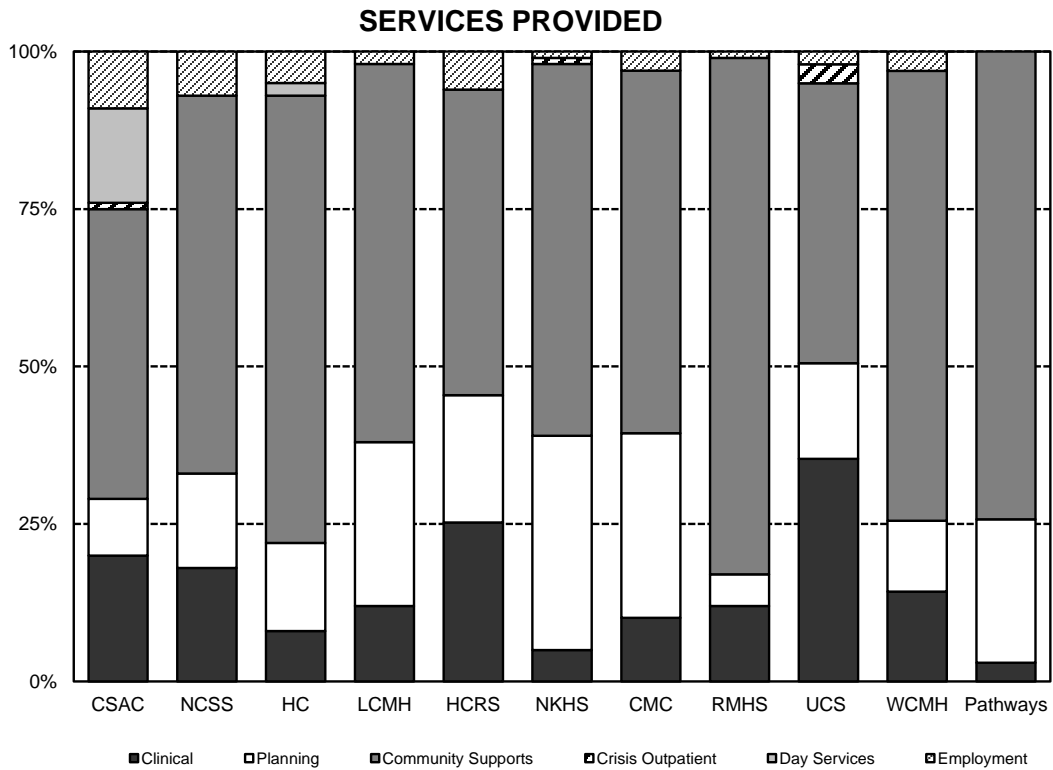


TABLE 2C-1
Vermont Agency of Human Services
Department of Mental Health
COMMUNITY REHABILITATION AND TREATMENT PROGRAMS

AGE AND GENDER OF CLIENTS SERVED

Designated Agencies
Fiscal Year 2021

	Clients Served	Age						Gender		
		0 - 12	13 - 19	20 - 34	35 - 49	50 - 64	65 +	Male	Female	Unknown
OVERALL	2,448	-	1%	17%	25%	40%	18%	53%	47%	<0.5%
<u>Designated Agency</u>										
CSAC (Addison)	141	-	0	13%	18%	47%	22%	56%	44%	-
NCSS (Northwest)	193	-	0	13%	23%	41%	23%	44%	56%	-
HC (Chittenden)	555	-	0	20%	28%	34%	17%	57%	43%	-
LCMH (Lamoille)	120	-	2%	17%	23%	42%	15%	48%	52%	-
HCRS (Southeast)	357	-	1%	21%	27%	40%	11%	52%	48%	-
NKHS (Northeast)	194	-	1%	21%	19%	40%	19%	59%	41%	-
CMC (Orange)	141	-	1%	11%	27%	42%	19%	40%	60%	-
RMHS (Rutland)	228	-	1%	12%	21%	46%	20%	53%	47%	-
UCS (Bennington)	120	-	2%	5%	31%	45%	17%	45%	55%	-
WCMH (Washington)	349	-	1%	18%	24%	38%	20%	52%	48%	-
Pathways	50	-	0	12%	48%	34%	6%	70%	28%	2%

See notes 2, 3 and 4.

TABLE 2C-2
Vermont Agency of Human Services
Department of Mental Health
COMMUNITY REHABILITATION AND TREATMENT PROGRAMS

RESPONSIBILITY FOR FEE OF CLIENTS SERVED

Designated Agencies
Fiscal Year 2021

	Total Clients Served	Responsibility for Fee				
		Medicaid	Medicare	Other Insurance	State Agency	Unknown/ Uninsured
OVERALL	2,448	93%	55%	13%	7%	0%
<u>Designated Agency</u>						
CSAC (Addison)	141	99%	52%	18%	1%	1%
NCSS (Northwest)	193	99%	32%	6%	0	1%
HC (Chittenden)	555	99%	65%	13%	2%	1%
LCMH (Lamoille)	120	98%	53%	6%	0	1%
HCRS (Southeast)	357	99%	53%	17%	1%	1%
NKHS (Northeast)	194	99%	44%	11%	0	0
CMC (Orange)	141	2%	61%	16%	98%	0
RMHS (Rutland)	228	100%	68%	14%	0	0
UCS (Bennington)	120	95%	58%	23%	3%	0
WCMH (Washington)	349	99%	58%	10%	0	<0.5%
Pathways	50	100%	-	-	-	-

See notes 2, 3 and especially 6.

TABLE 2C-3
Vermont Agency of Human Services
Department of Mental Health
COMMUNITY REHABILITATION AND TREATMENT PROGRAMS

DIAGNOSIS OF CLIENTS SERVED

Designated Agencies

Fiscal Year 2021

<u>ICD 10</u>	<i>Total Clients Served</i>	<i>No Dx Data</i>	<i>Physiological Conditions</i>	<i>Psychoactive Substance Use</i>	<i>Schizophrenia Non-Mood Psych Disorders</i>	<i>Mood Disorders</i>	<i>Anxiety Other Nonpsy Mental Disorders</i>	<i>Behavioral Syndromes</i>	<i>Disorders of Adult Personality and Behavior</i>	<i>Intellectual Disabilities</i>	<i>Pervasive Specific Dev Disorders</i>	<i>Beh Emotion Disorder/Child Adol</i>	<i>Unspecified Mental Disorder</i>	<u>Reported</u> <u>N</u>
OVERALL	2,448	<0.5%	1%	34%	52%	43%	36%	1%	16%	1%	1%	4%	<0.5%	2,445
<u>Designated Agency</u>														
CSAC (Addison)	141	1%	0	16%	49%	48%	24%	1%	6%	1%	1%	1%	1%	140
NCSS (Northwest)	193	-	0	45%	37%	51%	32%	1%	27%	1%	1%	2%	-	193
HC (Chittenden)	555	-	2%	46%	56%	40%	34%	1%	12%	0	1%	7%	-	554
LCMH (Lamoille)	120	-	2%	29%	42%	52%	45%	2%	10%	2%	1%	5%	-	120
HCRS (Southeast)	357	-	1%	29%	49%	49%	41%	1%	20%	2%	2%	3%	-	357
NKHS (Northeast)	194	1%	3%	24%	60%	38%	35%	1%	16%	2%	2%	7%	-	193
CMC (Orange)	141	-	2%	37%	40%	43%	44%	1%	21%	1%	3%	6%	-	141
RMHS (Rutland)	228	-	2%	33%	61%	42%	33%	0	22%	1%	2%	2%	1%	228
UCS (Bennington)	120	-	2%	29%	48%	52%	56%	2%	20%	2%	2%	7%	-	120
WCMH (Washington)	349	-	0	36%	52%	38%	31%	0	16%	3%	1%	4%	-	349
Pathways	50	-	0	0	64%	18%	14%	0	2%	0	0	2%	-	50

As clients may have as many as four diagnoses reported, diagnostic groups do not represent an unduplicated count of clients served.

See notes 2, 3 and 7.

TABLE 2C-4
Vermont Agency of Human Services
Department of Mental Health
COMMUNITY REHABILITATION AND TREATMENT PROGRAMS

LENGTH OF STAY OF CLIENTS SERVED

Designated Agencies

Fiscal Year 2021

	Total Clients <u>Served</u>	No <u>Data</u>	Year of Admission					Reported <u>N</u>
			Current Fiscal <u>Year</u>	Previous Fiscal <u>Year</u>	3 - 5 Years <u>Earlier</u>	6 - 10 Years <u>Earlier</u>	11+ Years <u>Earlier</u>	
OVERALL	2,448	<0.5%	14%	6%	14%	19%	47%	2,442
<u>Designated Agency</u>								
CSAC (Addison)	141	1%	2%	10%	10%	13%	65%	140
NCSS (Northwest)	193	-	94%	2%	1%	1%	2%	193
HC (Chittenden)	555	1%	3%	3%	5%	13%	76%	551
LCMH (Lamoille)	120	-	1%	6%	27%	33%	34%	120
HCRS (Southeast)	357	-	10%	7%	23%	23%	37%	357
NKHS (Northeast)	194	-	3%	6%	13%	22%	56%	194
CMC (Orange)	141	1%	9%	6%	19%	36%	29%	140
RMHS (Rutland)	228	-	5%	11%	22%	18%	44%	228
UCS (Bennington)	120	-	48%	6%	15%	8%	23%	120
WCMH (Washington)	349	-	5%	8%	16%	21%	50%	349
Pathways	50	-	0	4%	10%	84%	2%	50

See notes 2, 3 and 9.

TABLE 2C-5
Vermont Agency of Human Services
Department of Mental Health
COMMUNITY REHABILITATION AND TREATMENT PROGRAMS

CLINICAL INTERVENTIONS

Designated Agencies

Fiscal Year 2021

	<u>Total Clients Served</u>	<u>Clients Receiving Clinical Interventions Number</u>	<u>Percent</u>	<u>Number of Clinical Interventions</u>	<u>Services as Percentage of all CRT Non- Residential Services</u>	<u>Clinical Interventions Per Client</u>
OVERALL	2,630	2,218	84%	33,983	13%	15
<u>Designated Agency</u>						
CSAC (Addison)	154	132	86%	1,793	20%	14
NCSS (Northwest)	207	188	91%	5,415	18%	29
HC (Chittenden)	588	467	79%	3,466	8%	7
LCMH (Lamoille)	136	88	65%	1,474	12%	17
HCRS (Southeast)	369	351	95%	6,466	25%	18
NKHS (Northeast)	205	172	84%	1,284	5%	7
CMC (Orange)	158	128	81%	2,610	10%	20
RMHS (Rutland)	236	217	92%	2,708	12%	12
UCS (Bennington)	156	125	80%	2,813	35%	23
WCMH (Washington)	371	317	85%	5,835	14%	18
Pathways	50	33	66%	119	3%	4

See notes 2, 3 and 10.

TABLE 2C-5a
Vermont Agency of Human Services
Department of Mental Health
COMMUNITY REHABILITATION AND TREATMENT PROGRAMS

INDIVIDUAL, FAMILY, AND GROUP THERAPY

Designated Agencies

Fiscal Year 2021

	<u>Total Clients Served</u>	<u>Clients Receiving Therapy Number</u>	<u>Percent</u>	<u>Number of Therapy Sessions</u>	<u>Services as Percentage of all CRT Non- Residential Services</u>	<u>Therapy Sessions Per Client</u>
OVERALL	2,630	825	31%	16,686	7%	20
<u>Designated Agency</u>						
CSAC (Addison)	154	54	35%	1,010	11%	19
NCSS (Northwest)	207	136	66%	1,918	6%	14
HC (Chittenden)	588	-	-	-	-	-
LCMH (Lamoille)	136	34	25%	868	7%	26
HCRS (Southeast)	369	193	52%	3,402	13%	18
NKHS (Northeast)	205	31	15%	392	1%	13
CMC (Orange)	158	97	61%	2,426	9%	25
RMHS (Rutland)	236	53	22%	912	4%	17
UCS (Bennington)	156	77	49%	1,936	24%	25
WCMH (Washington)	371	150	40%	3,822	9%	25
Pathways	50	-	-	-	-	-

See notes 2, 3 and 10.

TABLE 2C-5b
Vermont Agency of Human Services
Department of Mental Health
COMMUNITY REHABILITATION AND TREATMENT PROGRAMS

MEDICATION AND MEDICAL SUPPORT AND CONSULTATION SERVICES

Designated Agencies

Fiscal Year 2021

	<u>Total Clients Served</u>	<u>Clients Receiving Medication Services Number</u>	<u>Percent</u>	<u>Number of Medication Services</u>	<u>Services as Percentage of all CRT Non- Residential Services</u>	<u>Medication Services Per Client</u>
OVERALL	2,630	1,956	74%	16,279	6%	8
<u>Designated Agency</u>						
CSAC (Addison)	154	108	70%	724	8%	7
NCSS (Northwest)	207	161	78%	3,331	11%	21
HC (Chittenden)	588	426	72%	3,315	8%	8
LCMH (Lamoille)	136	83	61%	604	5%	7
HCRS (Southeast)	369	328	89%	2,859	11%	9
NKHS (Northeast)	205	160	78%	796	3%	5
CMC (Orange)	158	56	35%	126	<0.5%	2
RMHS (Rutland)	236	207	88%	1,657	7%	8
UCS (Bennington)	156	113	72%	865	11%	8
WCMH (Washington)	371	288	78%	1,902	5%	7
Pathways	50	26	52%	100	2%	4

See notes 2, 3 and 10.

TABLE 2C-5c
Vermont Agency of Human Services
Department of Mental Health
COMMUNITY REHABILITATION AND TREATMENT PROGRAMS

CLINICAL ASSESSMENT SERVICES

Designated Agencies
Fiscal Year 2021

	<u>Total Clients Served</u>	<u>Clients Receiving Clinical Assessment Number</u>	<u>Percent</u>	<u>Number of Clinical Assessments</u>	<u>Services as Percentage of all CRT Non- Residential Services</u>	<u>Clinical Assessment Per Client</u>
OVERALL	2,630	919	35%	1,018	<0.5%	1
<u>Designated Agency</u>						
CSAC (Addison)	154	57	37%	59	1%	1
NCSS (Northwest)	207	101	49%	166	1%	2
HC (Chittenden)	588	148	25%	151	<0.5%	1
LCMH (Lamoille)	136	2	1%	2	<0.5%	1
HCRS (Southeast)	369	203	55%	205	1%	1
NKHS (Northeast)	205	85	41%	96	<0.5%	1
CMC (Orange)	158	56	35%	58	<0.5%	1
RMHS (Rutland)	236	136	58%	139	1%	1
UCS (Bennington)	156	11	7%	12	<0.5%	1
WCMH (Washington)	371	104	28%	111	<0.5%	1
Pathways	50	16	32%	19	<0.5%	1

See notes 2, 3 and 10.

TABLE 2C-6
Vermont Agency of Human Services
Department of Mental Health
COMMUNITY REHABILITATION AND TREATMENT PROGRAMS

DAY SERVICES
Designated Agencies
Fiscal Year 2021

	<u>Total Clients Served</u>	<u>Clients Receiving Day Services Number</u>	<u>Percent</u>	<u>Number of Day Services</u>	<u>Services as Percentage of all CRT Non- Residential Services</u>	<u>Day Services Per Client</u>
OVERALL	2,630	122	5%	2,404	1%	20
<u>Designated Agency</u>						
CSAC (Addison)	154	34	22%	1,348	15%	40
NCSS (Northwest)	207	-	-	-	-	-
HC (Chittenden)	588	62	11%	886	2%	14
LCMH (Lamoille)	136	-	-	-	-	-
HCRS (Southeast)	369	-	-	-	-	-
NKHS (Northeast)	205	-	-	-	-	-
CMC (Orange)	158	12	8%	97	<0.5%	8
RMHS (Rutland)	236	-	-	-	-	-
UCS (Bennington)	156	-	-	-	-	-
WCMH (Washington)	371	14	4%	73	<0.5%	5
Pathways	50	-	-	-	-	-

See notes 2, 3 and 11.

TABLE 2C-7
Vermont Agency of Human Services
Department of Mental Health
COMMUNITY REHABILITATION AND TREATMENT PROGRAMS

SERVICE PLANNING AND COORDINATION

Designated Agencies

Fiscal Year 2021

	<u>Total Clients Served</u>	<u>Clients Receiving Planning Services Number</u>	<u>Percent</u>	<u>Number of Planning Services</u>	<u>Services as Percentage of all CRT Non- Residential Services</u>	<u>Planning Services Per Client</u>
OVERALL	2,630	2,174	83%	44,489	18%	20
<u>Designated Agency</u>						
CSAC (Addison)	154	115	75%	829	9%	7
NCSS (Northwest)	207	187	90%	4,697	15%	25
HC (Chittenden)	588	444	76%	5,964	14%	13
LCMH (Lamoille)	136	116	85%	3,291	26%	28
HCRS (Southeast)	369	336	91%	5,148	20%	15
NKHS (Northeast)	205	204	100%	9,018	34%	44
CMC (Orange)	158	152	96%	7,679	29%	51
RMHS (Rutland)	236	150	64%	1,090	5%	7
UCS (Bennington)	156	114	73%	1,192	15%	10
WCMH (Washington)	371	309	83%	4,506	11%	15
Pathways	50	47	94%	1,075	23%	23

See notes 2, 3 and 12.

TABLE 2C-8
Vermont Agency of Human Services
Department of Mental Health
COMMUNITY REHABILITATION AND TREATMENT PROGRAMS

COMMUNITY SUPPORTS

Designated Agencies
Fiscal Year 2021

	<u>Total Clients Served</u>	<u>Clients Receiving Support Services Number</u>	<u>Percent</u>	<u>Number of Community Support Services</u>	<u>Services as Percentage of all CRT Non- Residential Services</u>	<u>Support Services Per Client</u>
OVERALL	2,630	2,458	93%	159,527	63%	65
<u>Designated Agency</u>						
CSAC (Addison)	154	132	86%	4,206	46%	32
NCSS (Northwest)	207	203	98%	18,698	60%	92
HC (Chittenden)	588	533	91%	30,399	71%	57
LCMH (Lamoille)	136	135	99%	7,674	60%	57
HCRS (Southeast)	369	350	95%	12,247	48%	35
NKHS (Northeast)	205	198	97%	15,562	59%	79
CMC (Orange)	158	153	97%	15,010	57%	98
RMHS (Rutland)	236	229	97%	19,285	82%	84
UCS (Bennington)	156	132	85%	3,538	44%	27
WCMH (Washington)	371	344	93%	29,407	70%	85
Pathways	50	49	98%	3,501	75%	71

See notes 2, 3 and 13.

TABLE 2C-9
Vermont Agency of Human Services
Department of Mental Health
COMMUNITY REHABILITATION AND TREATMENT PROGRAMS

EMPLOYMENT SERVICES

Designated Agencies

Fiscal Year 2021

	<u>Total Clients Served</u>	<u>Clients Receiving Employment Services Number</u>	<u>Percent</u>	<u>Number of Employment Services</u>	<u>Services as Percentage of all CRT Non- Residential Services</u>	<u>Employment Services Per Client</u>
OVERALL	2,630	526	20%	9,852	4%	19
<u>Designated Agency</u>						
CSAC (Addison)	154	40	26%	836	9%	21
NCSS (Northwest)	207	37	18%	2,036	7%	55
HC (Chittenden)	588	158	27%	2,261	5%	14
LCMH (Lamoille)	136	29	21%	264	2%	9
HCRS (Southeast)	369	63	17%	1,627	6%	26
NKHS (Northeast)	205	28	14%	167	1%	6
CMC (Orange)	158	42	27%	768	3%	18
RMHS (Rutland)	236	32	14%	325	1%	10
UCS (Bennington)	156	16	10%	150	2%	9
WCMH (Washington)	371	81	22%	1,418	3%	18
Pathways	50	-	-	-	-	-

See notes 2, 3 and 14.

TABLE 2C-10a
Vermont Agency of Human Services
Department of Mental Health
COMMUNITY REHABILITATION AND TREATMENT PROGRAMS

EMERGENCY/CRISIS ASSESSMENT, SUPPORT AND REFERRAL

Designated Agencies

Fiscal Year 2021

	<u>Total Clients Served</u>	<u>Clients Receiving Emerg./Crisis Services Number</u>	<u>Percent</u>	<u>Number of Emerg./Crisis Services</u>	<u>Services as Percentage of all CRT Non- Residential Services</u>	<u>Emerg./Crisis Services Per Client</u>
OVERALL	2,630	179	7%	946	<0.5%	5
<u>Designated Agency</u>						
CSAC (Addison)	154	33	21%	90	1%	3
NCSS (Northwest)	207	27	13%	71	<0.5%	3
HC (Chittenden)	588	-	-	-	-	-
LCMH (Lamoille)	136	7	5%	25	<0.5%	4
HCRS (Southeast)	369	-	-	-	-	-
NKHS (Northeast)	205	50	24%	362	1%	7
CMC (Orange)	158	-	-	-	-	-
RMHS (Rutland)	236	-	-	-	-	-
UCS (Bennington)	156	25	16%	277	3%	11
WCMH (Washington)	371	37	10%	121	<0.5%	3
Pathways	50	-	-	-	-	-

See notes 2, 3 and 15.

TABLE 2C-10b
Vermont Agency of Human Services
Department of Mental Health
COMMUNITY REHABILITATION AND TREATMENT PROGRAMS

EMERGENCY/CRISIS BEDS

Designated Agencies

Fiscal Year 2021

	<u>Total Clients Served</u>	<u>Clients Receiving Emergency/Crisis Bed Services</u>		<u>Days of Emergency/Crisis Bed Services</u>	<u>Emergency/Crisis Bed Days Per Client</u>
		<u>Number</u>	<u>Percent</u>		
OVERALL	2,630	85	3%	2,435	29
<u>Designated Agency</u>					
CSAC (Addison)	154	2	<0.5%	6	3
NCSS (Northwest)	207	14	<0.5%	76	5
HC (Chittenden)	588	-	-	-	
LCMH (Lamoille)	136	2	<0.5%	62	31
HCRS (Southeast)	369	20	<0.5%	1,414	71
NKHS (Northeast)	205	-	-	-	
CMC (Orange)	158	-	-	-	
RMHS (Rutland)	236	-	-	-	
UCS (Bennington)	156	22	<0.5%	166	8
WCMH (Washington)	371	25	<0.5%	711	28
Pathways	50	-	-	-	

See notes 2, 3 and 15.

TABLE 2C-11
Vermont Agency of Human Services
Department of Mental Health
COMMUNITY REHABILITATION AND TREATMENT PROGRAMS

HOUSING AND HOME SUPPORTS

Designated Agencies

Fiscal Year 2021

	<u>Total Clients Served</u>	<u>Clients Receiving Housing & Home Supports Number</u>	<u>Percent</u>	<u>Days of Housing & Home Support Services</u>	<u>Housing & Home Support Days Per Client</u>
OVERALL	2,630	260	10%	55,314	213
<u>Designated Agency</u>					
CSAC (Addison)	154	19	12%	1,985	104
NCSS (Northwest)	207	14	7%	4,762	340
HC (Chittenden)	588	83	14%	20,809	251
LCMH (Lamoille)	136	23	17%	10,814	470
HCRS (Southeast)	369	46	12%	7,719	168
NKHS (Northeast)	205	-	-	-	-
CMC (Orange)	158	5	3%	574	115
RMHS (Rutland)	236	-	-	-	-
UCS (Bennington)	156	6	4%	672	112
WCMH (Washington)	371	64	17%	7,979	125
Pathways	50	-	-	-	-

See notes 2, 3 and 16.

2E: Emergency Service Programs FY2021

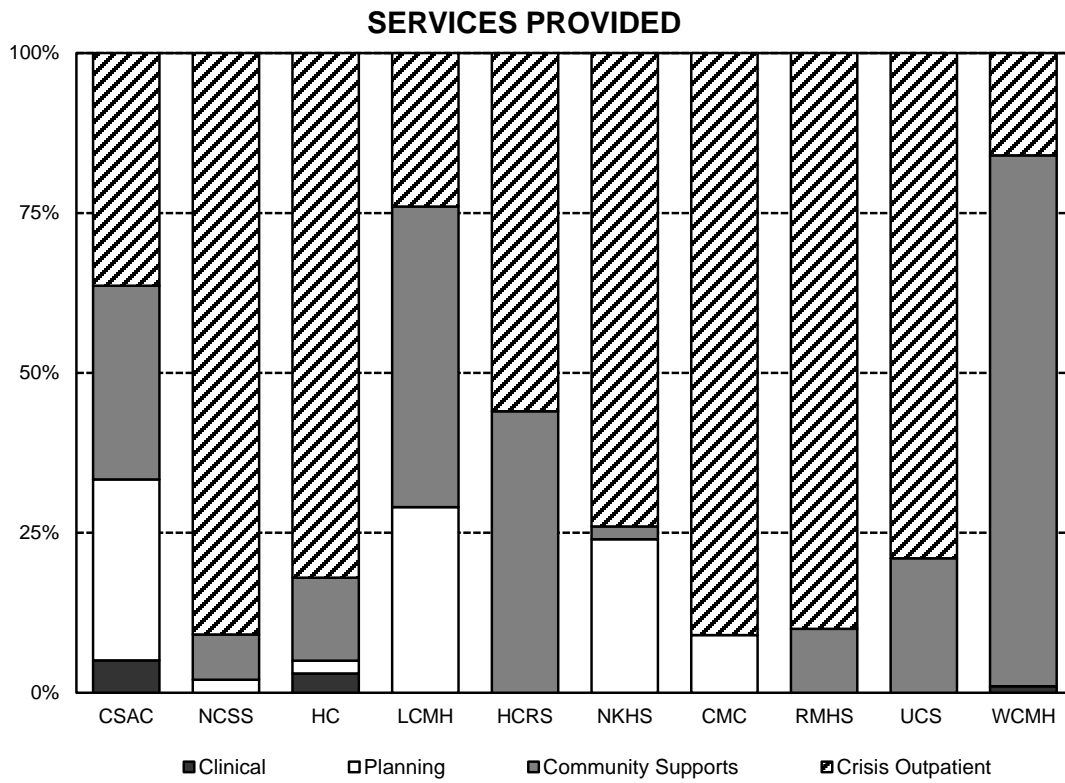


TABLE 2E-1
Vermont Agency of Human Services
Department of Mental Health
EMERGENCY SERVICES

CLINICAL INTERVENTIONS
Designated Agencies
Fiscal Year 2021

	Total Clients <u>Served</u>	Clients Receiving Clinical Interventions <u>Number</u>	<u>Percent</u>	Number of Clinical <u>Interventions</u>	Services as Percentage of all Emergency <u>Non-Residential Services</u>	Clinical Interventions <u>Per Client</u>
OVERALL	9,426	325	3%	924	2%	3
<u>Designated Agency</u>						
CSAC (Addison)	353	19	5%	121	5%	6
NCSS (Northwest)	473	-	-	-	-	-
HC (Chittenden)	3,338	282	8%	755	3%	3
LCMH (Lamoille)	476	-	-	-	-	-
HCRS (Southeast)	1,955	-	-	-	-	-
NKHS (Northeast)	470	1	<0.5%	1	<0.5%	1
CMC (Orange)	285	-	-	-	-	-
RMHS (Rutland)	872	-	-	-	-	-
UCS (Bennington)	444	-	-	-	-	-
WCMH (Washington)	760	23	3%	47	1%	2

See notes 2, 3 and 10.

TABLE 2E-2
Vermont Agency of Human Services
Department of Mental Health
EMERGENCY SERVICES

SERVICE PLANNING AND COORDINATION
Designated Agencies
Fiscal Year 2021

	Total Clients <u>Served</u>	Clients Receiving Planning & Coordination Services		Number of Planning & Coordination <u>Services</u>	Services as Percentage of all Emergency <u>Non-Residential Services</u>	Planning & Coordination <u>Services Per Client</u>
		<u>Number</u>	<u>Percent</u>			
OVERALL	9,426	763	8%	2,647	5%	3
<u>Designated Agency</u>						
CSAC (Addison)	353	163	46%	637	28%	4
NCSS (Northwest)	473	45	10%	106	2%	2
HC (Chittenden)	3,338	87	3%	505	2%	6
LCMH (Lamoille)	476	256	54%	837	29%	3
HCRS (Southeast)	1,955	5	<0.5%	5	<0.5%	1
NKHS (Northeast)	470	167	36%	474	24%	3
CMC (Orange)	285	36	13%	75	9%	2
RMHS (Rutland)	872	-	-	-	-	-
UCS (Bennington)	444	2	<0.5%	2	<0.5%	1
WCMH (Washington)	760	2	<0.5%	6	<0.5%	3

See notes 2, 3 and 12.

TABLE 2E-3
Vermont Agency of Human Services
Department of Mental Health
EMERGENCY SERVICES

COMMUNITY SUPPORTS
Designated Agencies
Fiscal Year 2021

	Total Clients <u>Served</u>	Clients Receiving Community Support Services		Number of Community <u>Support Services</u>	Services as Percentage of all Emergency <u>Non-Residential Services</u>	Community Support Services <u>Per Client</u>
		<u>Number</u>	<u>Percent</u>			
OVERALL	9,426	2,687	29%	12,329	23%	5
<u>Designated Agency</u>						
CSAC (Addison)	353	145	41%	671	30%	5
NCSS (Northwest)	473	59	12%	331	7%	6
HC (Chittenden)	3,338	129	4%	3,347	13%	26
LCMH (Lamoille)	476	235	49%	1,362	47%	6
HCRS (Southeast)	1,955	1,321	68%	2,255	44%	2
NKHS (Northeast)	470	4	1%	42	2%	10
CMC (Orange)	285	1	<0.5%	1	<0.5%	1
RMHS (Rutland)	872	84	10%	395	10%	5
UCS (Bennington)	444	153	34%	335	21%	2
WCMH (Washington)	760	556	73%	3,590	83%	6

See notes 2, 3 and 13.

TABLE 2E-4a
Vermont Agency of Human Services
Department of Mental Health
EMERGENCY SERVICES

EMERGENCY/CRISIS ASSESSMENT, SUPPORT AND REFERRAL

Designated Agencies

Fiscal Year 2021

	Total Clients <u>Served</u>	Clients Receiving Emergency/Crisis Services		Number of Emergency/Crisis <u>Services</u>	Services as Percentage of all Emergency <u>Non-Residential Services</u>	Emergency/ Crisis Services <u>Per Client</u>
		<u>Number</u>	<u>Percent</u>			
OVERALL	9,426	7,620	81%	37,312	70%	5
<u>Designated Agency</u>						
CSAC (Addison)	353	256	73%	809	36%	3
NCSS (Northwest)	473	445	94%	3,988	90%	9
HC (Chittenden)	3,338	3,202	96%	21,391	82%	7
LCMH (Lamoille)	476	279	59%	693	24%	2
HCRS (Southeast)	1,955	1,126	58%	2,842	56%	3
NKHS (Northeast)	470	418	89%	1,457	74%	3
CMC (Orange)	285	270	95%	777	91%	3
RMHS (Rutland)	872	859	99%	3,414	90%	4
UCS (Bennington)	444	385	87%	1,244	79%	3
WCMH (Washington)	760	380	50%	697	16%	2

See notes 2, 3 and 15.

TABLE 2E-4b
Vermont Agency of Human Services
Department of Mental Health
EMERGENCY SERVICES

EMERGENCY/CRISIS BEDS
Designated Agencies
Fiscal Year 2021

	Total Clients <u>Served</u>	Clients Receiving Emergency/Crisis Beds		Days of Emergency/Crisis <u>Beds</u>	Emergency/Crisis <u>Beds</u> Per Client
		<u>Number</u>	<u>Percent</u>		
OVERALL	9,426	145	2%	2,671	18
<u>Designated Agency</u>					
CSAC (Addison)	353	6	2%	160	27
NCSS (Northwest)	473	18	4%	181	10
HC (Chittenden)	3,338	-	-	-	-
LCMH (Lamoille)	476	16	3%	351	22
HCRS (Southeast)	1,955	-	-	-	-
NKHS (Northeast)	470	26	6%	561	22
CMC (Orange)	285	12	4%	209	17
RMHS (Rutland)	872	-	-	-	-
UCS (Bennington)	444	43	10%	584	14
WCMH (Washington)	760	24	3%	625	26

See notes 2, 3 and 15.

Part 3: Vermont Psychiatric Care Hospital

Average Daily Census by Length of Stay
FY2018 - FY2021

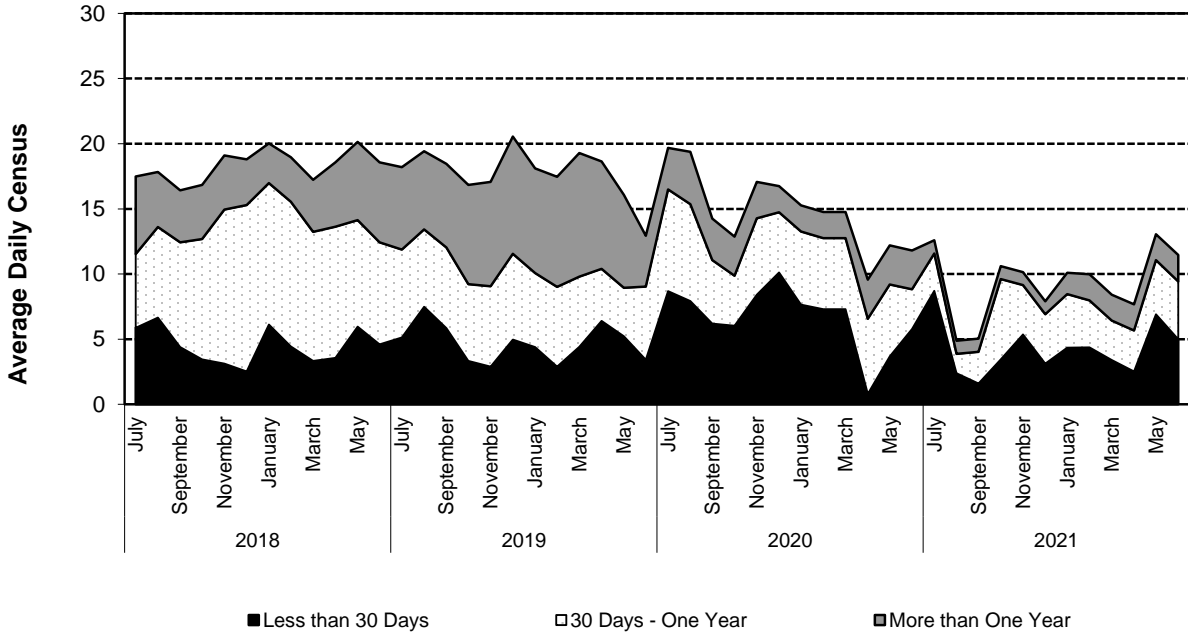


TABLE 3-1-A
Vermont Agency of Human Services
Department of Mental Health

VERMONT PSYCHIATRIC CARE HOSPITAL
AVERAGE DAILY CENSUS
Overall and For Length of Stay Categories
July 2018 through June 2021

	Days Since Admission				
	Overall	<30	30-89	90-365	366+
2018 July	25	5	7	7	6
August	24	7	4	6	6
September	23	6	5	6	6
October	24	3	7	6	8
November	22	3	5	6	8
December	22	5	2	7	9
2019 January	23	4	5	6	8
February	23	3	6	6	8
March	23	4	4	5	9
April	24	6	6	4	8
May	22	5	6	4	7
June	18	3	5	6	4
2019 July	21	9	2	8	3
August	22	8	3	7	4
September	20	6	6	5	3
October	20	6	7	4	3
November	21	8	4	6	3
December	23	10	7	5	2
2020 January	24	8	9	6	2
February	23	7	8	5	2
March	23	7	8	5	2
April	13	1	3	6	3
May	13	4	1	6	3
June	13	6	1	3	3
2020 July	15	9	2	3	1
August	10	2	5	1	1
September	10	2	5	2	1
October	13	3	2	6	1
November	13	5	3	4	1
December	14	3	6	4	1
2021 January	14	4	4	4	2
February	14	4	4	4	2
March	15	3	6	3	2
April	13	3	5	3	2
May	16	7	3	4	2
June	16	5	5	4	2

TABLE 3-2
 Vermont Agency of Human Services
 Department of Mental Health

VERMONT PSYCHIATRIC CARE HOSPITAL
MONTHLY UTILIZATION
 Fiscal Year 2021

<u>Month</u>	<u>Admissions</u>	<u>Discharges</u>	<u>Total Patient Days</u>	<u>Average Daily Census</u>
OVERALL	57	54	4,964	13.6
<u>Month</u>				
July	7	8	463	14.9
August	3	5	318	10.3
September	1	0	302	10.1
October	8	5	389	12.5
November	4	4	400	13.3
December	5	4	446	14.4
January	3	6	443	14.3
February	5	2	396	14.1
March	3	4	461	14.9
April	6	7	379	12.6
May	7	4	488	15.7
June	5	5	479	16.0

See note 19.

TABLE 3-3
Vermont Agency of Human Services
Department of Mental Health

VERMONT PSYCHIATRIC CARE HOSPITAL
CATCHMENT AREA AND UTILIZATION
Fiscal Year 2021

	<u>Admissions</u>	<u>Discharges</u>	<u>Total Patient Days</u>	<u>Average Daily Census</u>	<u>Percent of all Patient Days</u>
OVERALL	57	54	4,964	13.6	100%
<u>Catchment Area</u>					
CSAC (Addison)	2	3	114	0.3	2%
NCSS (Northwest)	4	4	135	0.4	3%
HC (Chittenden)	15	16	2,487	6.8	50%
LCC (Lamoille)	0	0	-	-	-
HCRS (Southeast)	8	6	427	1.2	9%
NKHS (Northeast)	5	6	542	1.5	11%
CMC (Orange)	1	1	4	0.0	0%
RMHS (Rutland)	4	5	319	0.9	6%
UCS (Bennington)	4	4	284	0.8	6%
WCMH (Washington)	13	9	583	1.6	12%
Other/Unknown	1	0	69	0.2	1%

See notes 2 and 19.

TABLE 3-4
 Vermont Agency of Human Services
 Department of Mental Health

VERMONT PSYCHIATRIC CARE HOSPITAL
AGE AND UTILIZATION
 Fiscal Year 2021

	<u>Admissions</u>	<u>Discharges</u>	<u>Total Patient Days</u>	<u>Average Daily Census</u>	<u>Percent of all Patient Days</u>
OVERALL	57	54	4,964	13.6	100%
<u>Age</u>					
13 - 19	3	3	54	0.1	1%
20 - 34	23	24	1,373	3.8	28%
35 - 49	20	22	2,221	6.1	45%
50 - 64	5	3	605	1.7	12%
65+	6	2	711	1.9	14%

See notes 4 and 19.

TABLE 3-5
 Vermont Agency of Human Services
 Department of Mental Health

VERMONT PSYCHIATRIC CARE HOSPITAL
GENDER AND UTILIZATION
 Fiscal Year 2021

	<u>Admissions</u>	<u>Discharges</u>	<u>Total Patient Days</u>	<u>Average Daily Census</u>	<u>Percent of all Patient Days</u>
OVERALL	57	54	4,964	13.6	100%
<u>Gender</u>					
Male	39	38	3,394	9.3	68%
Female	18	16	1,570	4.3	32%
Other/Unknown	-	-	-	-	-

See note 19.

TABLE 3-7
Vermont Agency of Human Services
Department of Mental Health

VERMONT PSYCHIATRIC CARE HOSPITAL
LEGAL STATUS ON ADMISSION AND UTILIZATION
Fiscal Year 2021

	<u>Admissions</u>	<u>Discharges</u>	<u>Total Patient Days</u>	<u>Average Daily Census</u>	<u>Percent of all Patient Days</u>
OVERALL	57	54	4,964	13.6	100%
<u>Legal Status on Admission</u>					
Voluntary	-	-	-	-	-
Emergency	38	37	3,058	8.4	62%
Forensic	11	9	1,363	3.7	27%
Other	8	8	543	1.5	11%

See notes 19 and 20.

TABLE 3-6
Vermont Agency of Human Services
Department of Mental Health

VERMONT PSYCHIATRIC CARE HOSPITAL
DIAGNOSIS AND UTILIZATION
Fiscal Year 2021

<u>ICD 10</u>	<u>Admissions</u>		<u>Discharges</u>		<u>Total</u>	<u>Average</u>	<u>Percent of all</u>
					<u>Patient Days</u>	<u>Daily Census</u>	<u>Patient Days</u>
OVERALL	57		54		4,964	13.6	100%
<u>Diagnosis</u>	<u>Number</u>	<u>Percent</u>	<u>Number</u>	<u>Percent</u>			
Physiological Conditions	1	2%	0	0	34	0.1	1%
Psychoactive Substance Use	29	51%	33	61%	2,536	6.9	51%
Schizophrenia Other Non-Mood Psychotic Disorders	45	79%	39	72%	4,426	12.1	89%
Mood [Affective] Disorders	14	25%	16	30%	1,038	2.8	21%
Anxiety and Other Nonpsychotic Mental Disorders	12	21%	10	19%	1,440	3.9	29%
Behavioral Syndromes	2	4%	1	2%	142	0.4	3%
Disorders of Adult Personality and Behavior	8	14%	8	15%	334	0.9	7%
Intellectual Disabilities	1	2%	1	2%	98	0.3	2%
Pervasive and Specific Developmental Disorders	-	-	-	-	-	-	-
Behavioral Emotional Disorders/Child Adolescence	-	-	-	-	-	-	-
Unspecified Mental Disorder	-	-	-	-	-	-	-
Deferred	-	-	-	-	-	-	-

As clients may have many diagnoses reported, diagnostic groups do not represent an unduplicated count of clients served.

See notes 7 and 19.

TABLE 3-8
 Vermont Agency of Human Services
 Department of Mental Health

VERMONT PSYCHIATRIC CARE HOSPITAL
TYPE OF ADMISSION AND UTILIZATION
 Fiscal Year 2021

	<u>Admissions</u>	<u>Discharges</u>	<u>Total Patient Days</u>	<u>Average Daily Census</u>	<u>Percent of all Patient Days</u>
OVERALL	57	54	4,964	13.6	100%
<u>Type of Admission</u>					
First Admission	35	33	2,831	7.8	57%
Readmission	22	21	2,133	5.8	43%

See notes 19 and 21.

TABLE 3-9
Vermont Agency of Human Services
Department of Mental Health

VERMONT PSYCHIATRIC CARE HOSPITAL
CATCHMENT AREA AND LEGAL STATUS OF PATIENTS ADMITTED
Fiscal Year 2021

	<u>Admissions</u>	<u>Legal Status</u>			
		<u>Voluntary</u>	<u>Emergency</u>	<u>Forensic</u>	<u>Other</u>
OVERALL	57	-	67%	19%	14%
<u>Catchment Area</u>					
CSAC (Addison)	2	-	100%	0	0
NCSS (Northwest)	4	-	50%	50%	0
HC (Chittenden)	15	-	60%	13%	27%
LCC (Lamoille)	0	-	0	0	0
HCRS (Southeast)	8	-	50%	50%	0
NKHS (Northeast)	5	-	100%	0	0
CMC (Orange)	1	-	100%	0	0
RMHS (Rutland)	4	-	50%	0	50%
UCS (Bennington)	4	-	50%	50%	0
WCMH (Washington)	13	-	85%	0	15%
Other/Unknown	1	-	0	100%	0

See notes 2, 19 and 20.

TABLE 3-10
 Vermont Agency of Human Services
 Department of Mental Health

VERMONT PSYCHIATRIC CARE HOSPITAL
AGE AND LEGAL STATUS OF PATIENTS ADMITTED
 Fiscal Year 2021

	<u>Admissions</u>	<u>Legal Status</u>			
		<u>Voluntary</u>	<u>Emergency</u>	<u>Forensic</u>	<u>Other</u>
OVERALL	57	-	67%	19%	14%
<u>Age</u>					
13 - 19	3	-	67%	33%	0
20 - 34	23	-	70%	13%	17%
35 - 49	20	-	60%	25%	15%
50 - 64	5	-	80%	20%	0
65+	6	-	67%	17%	17%

See notes 4, 19, and 20.

TABLE 3-11
 Vermont Agency of Human Services
 Department of Mental Health

VERMONT PSYCHIATRIC CARE HOSPITAL
GENDER AND LEGAL STATUS OF PATIENTS ADMITTED
 Fiscal Year 2021

	<u>Admissions</u>	<u>Legal Status</u>			<u>Other</u>
		<u>Voluntary</u>	<u>Emergency</u>	<u>Forensic</u>	
OVERALL	57	-	67%	19%	14%
<u>Gender</u>					
Male	39	-	64%	21%	15%
Female	18	-	72%	17%	11%
Other/Unknown	-	-	-	-	-

See notes 19 and 20.

TABLE 3-12
Vermont Agency of Human Services
Department of Mental Health

VERMONT PSYCHIATRIC CARE HOSPITAL
DIAGNOSIS AND LEGAL STATUS OF PATIENTS ADMITTED
Fiscal Year 2021

<u>ICD 10</u>	<u>Admissions</u>	<u>Legal Status</u>			
		<u>Voluntary</u>	<u>Emergency</u>	<u>Forensic</u>	<u>Other</u>
OVERALL	57	-	67%	19%	14%
<u>Diagnosis</u>					
Physiological Conditions	1	-	0	9%	0
Psychoactive Substance Use	29	-	53%	55%	38%
Schizophrenia Other Non-Mood Psychotic Disorders	45	-	76%	82%	88%
Mood [Affective] Disorders	14	-	24%	27%	25%
Anxiety and Other Nonpsychotic Mental Disorders	12	-	21%	27%	13%
Behavioral Syndromes	2	-	5%	0	0
Disorders of Adult Personality and Behavior	8	-	13%	0	0
Intellectual Disabilities	1	-	3%	0	0
Pervasive and Specific Developmental Disorders	-	-	-	-	-
Behavioral Emotional Disorders/Child Adolescence	-	-	-	-	-
Unspecified Mental Disorder	-	-	-	-	-
Deferred	-	-	-	-	-

Reported percentages refer to the proportion of clients by legal status who have received the specified diagnoses. For example, of the 38 emergency clients, 53% were diagnosed with Psychoactive Substance Use. A client may be represented in one or more diagnosis category. As clients may have many diagnoses reported, diagnostic groups do not represent an unduplicated count of clients served.

See notes 7, 19 and 20.

TABLE 3-13
 Vermont Agency of Human Services
 Department of Mental Health

VERMONT PSYCHIATRIC CARE HOSPITAL
TYPE OF ADMISSION AND LEGAL STATUS OF PATIENTS ADMITTED
 Fiscal Year 2021

	<u>Admissions</u>	<u>Legal Status</u>			
		<u>Voluntary</u>	<u>Emergency</u>	<u>Forensic</u>	<u>Other</u>
OVERALL	57	-	67%	19%	14%
<u>Type of Admission</u>					
First Admission	35	-	54%	31%	14%
Readmission	22	-	86%	0	14%

See notes 19, 20 and 21.

TABLE 3-14
Vermont Agency of Human Services
Department of Mental Health

VERMONT PSYCHIATRIC CARE HOSPITAL
CATCHMENT AREA AND DISCHARGE RATE OF PATIENTS ADMITTED
Fiscal Year 2021

	<u>Admissions</u>	<u>Percent Discharged Within</u>			
		<u>1 Week</u>	<u>2 Weeks</u>	<u>1 Month</u>	<u>3 Months</u>
OVERALL	57	4%	16%	32%	72%
<u>Catchment Area</u>					
CSAC (Addison)	2	0	50%	50%	100%
NCSS (Northwest)	4	0	25%	25%	100%
HC (Chittenden)	15	0	0	20%	53%
LCC (Lamoille)	0	-	-	-	-
HCRS (Southeast)	8	0	13%	50%	75%
NKHS (Northeast)	5	0	20%	20%	60%
CMC (Orange)	1	100%	100%	100%	100%
RMHS (Rutland)	4	0	0	0	75%
UCS (Bennington)	4	0	25%	25%	75%
WCMH (Washington)	13	8%	23%	46%	85%
Other/Unknown	1	-	-	-	-

See notes 2, 19 and 22.

TABLE 3-15
 Vermont Agency of Human Services
 Department of Mental Health

VERMONT PSYCHIATRIC CARE HOSPITAL
AGE AND DISCHARGE RATE OF PATIENTS ADMITTED
 Fiscal Year 2021

	<u>Admissions</u>	<u>Percent Discharged Within</u>			
		<u>1 Week</u>	<u>2 Weeks</u>	<u>1 Month</u>	<u>3 Months</u>
OVERALL	57	4%	16%	32%	72%
<u>Age</u>					
13 - 19	3	33%	67%	67%	100%
20 - 34	23	4%	22%	39%	74%
35 - 49	20	0	10%	35%	80%
50 - 64	5	0	0	0	60%
65+	6	0	0	0	33%

See notes 2, 19 and 22.

TABLE 3-16
 Vermont Agency of Human Services
 Department of Mental Health

VERMONT PSYCHIATRIC CARE HOSPITAL
GENDER AND DISCHARGE RATE OF PATIENTS ADMITTED
 Fiscal Year 2021

	<u>Admissions</u>	<u>Percent Discharged Within</u>			
		<u>1 Week</u>	<u>2 Weeks</u>	<u>1 Month</u>	<u>3 Months</u>
OVERALL	57	4%	16%	32%	72%
<u>Gender</u>					
Male	39	3%	18%	33%	74%
Female	18	6%	11%	28%	67%
Other/Unknown	-	-	-	-	-

See notes 19 and 22.

TABLE 3-17
Vermont Agency of Human Services
Department of Mental Health

VERMONT PSYCHIATRIC CARE HOSPITAL
DIAGNOSIS AND DISCHARGE RATE OF PATIENTS ADMITTED
Fiscal Year 2021

<u>ICD 10</u>	<u>Admissions</u>	<u>Percent Discharged Within</u>			
		<u>1 Week</u>	<u>2 Weeks</u>	<u>1 Month</u>	<u>3 Months</u>
OVERALL	57	4%	16%	32%	72%
<u>Diagnosis</u>					
Physiological Conditions	1	0	0	0	100%
Psychoactive Substance Use	29	3%	17%	31%	76%
Schizophrenia Other Non-Mood Psychotic Disorders	45	2%	16%	24%	69%
Mood [Affective] Disorders	14	0	14%	50%	86%
Anxiety and Other Nonpsychotic Mental Disorders	12	8%	8%	25%	67%
Behavioral Syndromes	2	0	0	0	50%
Disorders of Adult Personality and Behavior	8	13%	25%	50%	88%
Intellectual Disabilities	1	0	0	0	0
Pervasive and Specific Developmental Disorders	-	-	-	-	-
Behavioral Emotional Disorders/Child Adolescence	-	-	-	-	-
Unspecified Mental Disorder	-	-	-	-	-
Deferred	-	-	-	-	-

As clients may have many diagnoses reported, diagnostic groups do not represent an unduplicated count of clients served.

See notes 7, 19 and 22.

TABLE 3-18
 Vermont Agency of Human Services
 Department of Mental Health

VERMONT PSYCHIATRIC CARE HOSPITAL
LEGAL STATUS AND DISCHARGE RATE OF PATIENTS ADMITTED
 Fiscal Year 2021

	<u>Admissions</u>	<u>Percent Discharged Within</u>			
		<u>1 Week</u>	<u>2 Weeks</u>	<u>1 Month</u>	<u>3 Months</u>
OVERALL	57	4%	16%	32%	72%
<u>Legal Status</u>					
Voluntary	-	-	-	-	-
Emergency	38	5%	16%	37%	71%
Forensic	11	0	18%	18%	73%
Other	8	0	13%	25%	75%

See notes 19, 20 and 22.

TABLE 3-19
 Vermont Agency of Human Services
 Department of Mental Health

VERMONT PSYCHIATRIC CARE HOSPITAL
TYPE OF ADMISSION AND DISCHARGE RATE OF PATIENTS ADMITTED
 Fiscal Year 2021

	<u>Admissions</u>	<u>Percent Discharged Within</u>			
		<u>1 Week</u>	<u>2 Weeks</u>	<u>1 Month</u>	<u>3 Months</u>
OVERALL	57	4%	16%	32%	72%
<u>Type of Admission</u>					
First Admisssion	35	6%	20%	34%	77%
Readmission	22	0	9%	27%	64%

See notes 19, 21 and 22.

TABLE 3-20
Vermont Agency of Human Services
Department of Mental Health

VERMONT PSYCHIATRIC CARE HOSPITAL
CATCHMENT AREA AND LENGTH OF STAY OF PATIENTS IN RESIDENCE AT END OF YEAR
Fiscal Year 2021

	<u>Patients at end of Year</u>	<u>Median Length of Stay</u>	<u>Mean Length of Stay</u>
OVERALL	16	6 months	2 months
<u>Catchment Area</u>			
CSAC (Addison)	0	-	-
NCSS (Northwest)	0	-	-
HC (Chittenden)	5	1 year, 3 months	11 months
LCC (Lamoille)	0	-	-
HCRS (Southeast)	2	2 months	2 months
NKHS (Northeast)	2	5 months	5 months
CMC (Orange)	0	-	-
RMHS (Rutland)	0	-	-
UCS (Bennington)	1	26 days	26 days
WCMH (Washington)	5	1 month	15 days
Other/Unknown	1	2 months	2 months

See notes 2 and 23.

TABLE 3-21
 Vermont Agency of Human Services
 Department of Mental Health

VERMONT PSYCHIATRIC CARE HOSPITAL
AGE AND LENGTH OF STAY OF PATIENTS IN RESIDENCE AT END OF YEAR
 Fiscal Year 2021

	<u>Patients at end of Year</u>	<u>Median Length of Stay</u>	<u>Mean Length of Stay</u>
OVERALL	16	6 months	2 months
<u>Age</u>			
13 - 19	-	-	-
20 - 34	4	2 months	2 months
35 - 49	4	1 year, 4 months	9 months
50 - 64	4	3 months	1 month
65+	4	4 months	4 months

See notes 4 and 23.

TABLE 3-22
 Vermont Agency of Human Services
 Department of Mental Health

VERMONT PSYCHIATRIC CARE HOSPITAL
GENDER AND LENGTH OF STAY OF PATIENTS IN RESIDENCE AT END OF YEAR
 Fiscal Year 2021

	<u>Patients at end of Year</u>	<u>Median Length of Stay</u>	<u>Mean Length of Stay</u>
OVERALL	16	6 months	2 months
<u>Gender</u>			
Male	9	9 months	2 months
Female	7	2 months	2 months
Other/Unknown	-	-	-

See note 23.

TABLE 3-23
Vermont Agency of Human Services
Department of Mental Health

VERMONT PSYCHIATRIC CARE HOSPITAL
DIAGNOSIS AND LENGTH OF STAY OF PATIENTS IN RESIDENCE AT END OF YEAR
Fiscal Year 2021

<u>ICD 10</u>	<u>Patients at end of Year</u>	<u>Median Length of Stay</u>	<u>Mean Length of Stay</u>
OVERALL	16	6 months	2 months
<u>Diagnosis</u>			
Physiological Conditions	1	1 month	1 month
Psychoactive Substance Use	4	1 year, 5 months	9 months
Schizophrenia Other Non-Mood Psychotic Disorders	15	7 months	2 months
Mood [Affective] Disorders	2	9 months	9 months
Anxiety and Other Nonpsychotic Mental Disorders	7	5 months	2 months
Behavioral Syndromes	1	2 months	2 months
Disorders of Adult Personality and Behavior	1	26 days	26 days
Intellectual Disabilities	0	-	-
Pervasive and Specific Developmental Disorders	-	-	-
Behavioral Emotional Disorders/Child Adolescence	-	-	-
Unspecified Mental Disorder	-	-	-
Deferred	-	-	-

As clients may have many diagnoses reported, diagnostic groups do not represent an unduplicated count of clients served.

See notes 7 and 23.

TABLE 3-24
 Vermont Agency of Human Services
 Department of Mental Health

VERMONT PSYCHIATRIC CARE HOSPITAL
LEGAL STATUS AND LENGTH OF STAY OF PATIENTS IN RESIDENCE AT END OF YEAR
 Fiscal Year 2021

	<u>Patients at end of Year</u>	<u>Median Length of Stay</u>	<u>Mean Length of Stay</u>
OVERALL	16	6 months	2 months
<u>Legal Status</u>			
Voluntary	-	-	-
Emergency	11	3 months	2 months
Forensic	5	1 year, 1 month	2 months
Other	-	-	-

See notes 20 and 23.

TABLE 3-25
 Vermont Agency of Human Services
 Department of Mental Health

VERMONT PSYCHIATRIC CARE HOSPITAL
TYPE OF ADMISSION AND LENGTH OF STAY OF PATIENTS IN RESIDENCE AT END OF YEAR
 Fiscal Year 2021

	<u>Patients at end of Year</u>	<u>Median Length of Stay</u>	<u>Mean Length of Stay</u>
OVERALL	16	6 months	2 months
<u>Type of Admission</u>			
First Admission	10	7 months	1 month
Readmission	6	6 months	3 months

See notes 21 and 23.

Part 4: Historical Overview

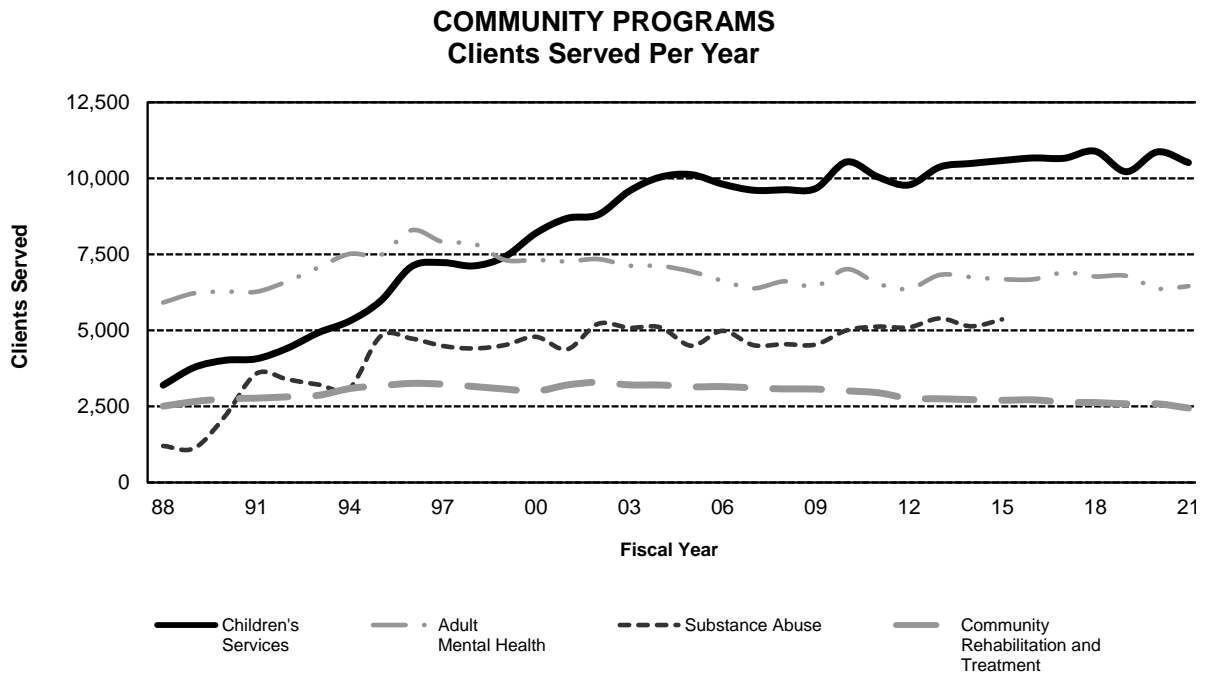


TABLE 4-1
Vermont Agency of Human Services
Department of Mental Health

NUMBER OF CLIENTS SERVED: FY1992 - FY2021
by Clients' Primary Program Assignment

<u>Fiscal Year</u>	<u>Children's Services</u>	<u>Adult MH Outpatient</u>	<u>Community Rehabilitation</u>	<u>Substance Abuse</u>	<u>Unassigned</u>	<u>State Hospital</u>
1992	4,281	6,615	2,817	3,388	416	311
1993	4,703	7,071	2,867	3,219	428	333
1994	5,167	7,516	3,089	3,104	393	323
1995	5,971	7,480	3,183	4,807	437	305
1996	7,103	7,711	3,259	4,430	487	294
1997	7,230	7,907	3,232	4,490	577	327
1998	7,122	7,851	3,155	4,407	734	246
1999	7,424	7,317	3,073	4,518	1,314	257
2000	8,204	7,324	3,003	4,789	1,972	244
2001	8,670	7,189	3,259	4,357	2,136	254
2002	8,967	7,345	3,296	5,217	2,218	234
2003	9,749	7,130	3,210	5,087	2,360	231
2004	10,040	7,120	3,205	5,101	2,396	218
2005	10,122	6,936	3,145	4,495	2,898	216
2006	9,812	6,631	3,154	4,985	2,540	231
2007	9,609	6,384	3,109	4,515	1,887	255
2008	9,627	6,614	3,076	4,548	1,950	246
2009	9,665	6,448	3,073	4,536	2,270	261
2010	10,541	7,015	3,013	5,004	3,459	261
2011	10,048	6,541	2,952	5,125	4,321	254
2012	9,783	6,366	2,769	5,101	5,485	87
2013	10,374	6,826	2,752	5,395	5,668	26
2014	10,490	6,752	2,726	5,137	5,411	36
2015	10,585	6,685	2,704	-	5,205	67
2016	10,670	6,681	2,718	-	4,556	73
2017	10,661	6,905	2,640	-	4,267	88
2018	10,892	6,773	2,628	-	4,807	79
2019	10,218	6,794	2,587	-	4,833	87
2020	10,870	6,376	2,456	-	5,559	102
2021	10,517	6,455	2,448	-	5,698	67

See notes 1, 2 and 3.

TABLE 4-2
Vermont Agency of Human Services
Department of Mental Health

CHILDREN'S SERVICES PROGRAMS
NUMBER OF CLIENTS SERVED: FY1992 - FY2021
by Designated Agency

<u>Fiscal Year</u>	<u>CSAC</u>	<u>NCSS</u>	<u>HC</u>	<u>LCMH</u>	<u>HCRS</u>	<u>NKHS</u>	<u>CMC</u>	<u>RMHS</u>	<u>UCS</u>	<u>WCMH</u>	<u>NFI</u>	<u>Total</u>
1992	645	353	422	174	837	480	291	379	266	382	52	4,281
1993	680	381	465	207	975	484	256	478	248	473	56	4,703
1994	733	416	496	223	1,077	487	289	616	277	483	70	5,167
1995	805	517	653	166	1,162	681	346	672	297	566	106	5,971
1996	833	545	977	171	1,330	823	490	754	422	609	149	7,103
1997	684	520	1,033	203	1,435	867	525	694	476	570	223	7,230
1998	642	485	1,027	230	1,363	967	543	622	463	525	255	7,122
1999	746	547	1,220	169	1,303	1,005	521	696	514	564	139	7,424
2000	788	756	1,281	209	1,482	976	636	696	572	701	107	8,204
2001	810	788	1,577	188	1,216	964	944	711	565	715	192	8,670
2002	954	853	1,702	219	1,298	1,011	513	709	550	716	442	8,967
2003	859	924	1,621	546	1,573	1,045	583	847	556	767	428	9,749
2004	861	1,126	1,577	546	1,704	1,026	543	933	553	759	412	10,040
2005	870	1,164	1,989	421	1,617	1,054	466	951	456	716	418	10,122
2006	848	1,128	1,891	489	1,470	803	584	1,054	523	693	329	9,812
2007	909	1,161	2,029	430	1,285	806	575	961	563	769	121	9,609
2008	804	1,215	1,977	388	1,375	827	563	936	620	741	181	9,627
2009	691	1,243	1,951	359	1,455	947	542	915	573	764	225	9,665
2010	777	1,243	2,092	426	1,630	961	595	1,013	548	913	343	10,541
2011	805	1,131	1,813	361	1,645	877	611	1,025	464	930	386	10,048
2012	847	1,049	1,639	329	1,672	952	615	1,030	456	897	297	9,783
2013	1,164	1,247	1,573	318	1,695	1,001	592	962	500	956	366	10,374
2014	1,109	1,463	1,480	337	1,640	997	621	915	546	1,023	359	10,490
2015	1,025	1,582	1,662	338	1,484	976	671	918	524	1,033	372	10,585
2016	913	1,743	1,872	296	1,375	821	687	906	449	1,007	601	10,670
2017	930	1,720	1,943	346	1,270	740	614	976	436	1,121	565	10,661
2018	981	1,874	1,981	401	1,216	642	590	982	524	1,085	616	10,892
2019	939	1,475	1,921	402	1,362	503	616	979	489	1,067	465	10,218
2020	940	1,891	2,487	380	1,221	486	578	970	508	981	428	10,870
2021	931	1,340	2,709	345	1,172	469	601	1,011	546	958	435	10,517

See notes 1, 2 and 3.

TABLE 4-3
Vermont Agency of Human Services
Department of Mental Health

ADULT MENTAL HEALTH OUTPATIENT PROGRAMS
NUMBER OF CLIENTS SERVED: FY1992 - FY2021
by Designated Agency

<u>Fiscal Year</u>	<u>CSAC</u>	<u>NCSS</u>	<u>HC</u>	<u>LCMH</u>	<u>HCRS</u>	<u>NKHS</u>	<u>CMC</u>	<u>RMHS</u>	<u>UCS</u>	<u>WCMH</u>	<u>PATH</u>	<u>Total</u>
1992	586	804	517	231	1,434	777	405	746	596	519	-	6,615
1993	582	793	1,173	259	1,420	692	339	711	511	591	-	7,071
1994	677	874	1,286	263	1,493	704	270	835	486	628	-	7,516
1995	679	879	1,245	175	1,577	776	202	806	530	611	-	7,480
1996	588	807	1,293	216	1,581	785	269	799	635	738	-	7,711
1997	623	818	1,337	288	1,579	667	282	782	778	753	-	7,907
1998	628	710	1,408	326	1,504	622	276	818	804	755	-	7,851
1999	739	679	1,047	281	1,134	752	273	923	681	808	-	7,317
2000	741	940	792	332	1,108	815	270	812	791	723	-	7,324
2001	800	948	700	326	679	813	291	958	878	796	-	7,189
2002	809	953	686	283	718	971	369	888	896	772	-	7,345
2003	782	967	653	308	894	841	477	760	866	582	-	7,130
2004	632	1,019	690	208	962	927	508	694	883	597	-	7,120
2005	569	1,037	723	117	879	997	415	814	763	622	-	6,936
2006	564	1,075	658	123	681	706	560	775	851	638	-	6,631
2007	631	1,090	547	146	694	687	520	642	803	624	-	6,384
2008	587	1,122	471	214	653	824	541	632	857	713	-	6,614
2009	460	1,104	522	242	662	1,000	556	261	840	801	-	6,448
2010	664	1,028	590	227	710	1,032	605	286	860	1,013	-	7,015
2011	687	864	516	32	767	978	640	236	864	957	-	6,541
2012	755	646	489	55	749	1,025	642	247	809	949	-	6,366
2013	907	850	586	165	927	1,035	616	226	691	823	-	6,826
2014	728	805	478	157	938	1,191	612	186	647	1,010	-	6,752
2015	638	817	553	138	954	1,022	617	193	593	1,041	119	6,685
2016	539	759	471	174	995	1,015	575	207	649	1,169	128	6,681
2017	540	798	527	160	914	1,013	541	251	682	1,348	131	6,905
2018	616	834	599	165	862	839	540	299	589	1,284	146	6,773
2019	650	599	604	185	964	938	579	334	555	1,241	145	6,794
2020	570	769	311	156	824	870	563	313	717	1,138	145	6,376
2021	504	543	314	188	843	900	692	365	825	1,136	145	6,455

See notes 1, 2 and 3.

TABLE 4-4
Vermont Agency of Human Services
Department of Mental Health

COMMUNITY REHABILITATION AND TREATMENT PROGRAMS
NUMBER OF CLIENTS SERVED: FY1992 - FY2021
by Designated Agency

<u>Fiscal Year</u>	<u>CSAC</u>	<u>NCSS</u>	<u>HC</u>	<u>LCMH</u>	<u>HCRS</u>	<u>NKHS</u>	<u>CMC</u>	<u>RMHS</u>	<u>UCS</u>	<u>WCMH</u>	<u>PATH</u>	<u>Total</u>
1992	122	166	519	145	367	419	83	281	168	547	-	2,817
1993	123	164	550	146	341	446	79	268	215	535	-	2,867
1994	132	196	587	141	357	481	84	275	214	622	-	3,089
1995	136	226	617	139	339	492	109	294	232	599	-	3,183
1996	146	210	623	133	402	455	122	316	225	627	-	3,259
1997	149	217	629	129	376	455	120	319	197	641	-	3,232
1998	154	243	635	130	344	434	116	313	190	596	-	3,155
1999	172	233	647	138	395	397	124	317	187	463	-	3,073
2000	170	203	659	146	390	373	116	324	189	433	-	3,003
2001	165	228	669	159	434	417	172	335	202	478	-	3,259
2002	166	244	648	156	428	442	182	349	192	489	-	3,296
2003	166	241	653	147	411	424	178	324	187	479	-	3,210
2004	173	250	671	138	429	411	169	310	192	462	-	3,205
2005	175	225	672	145	412	403	169	308	184	452	-	3,145
2006	174	228	669	143	414	400	187	310	183	446	-	3,154
2007	184	240	660	142	385	376	188	302	189	443	-	3,109
2008	177	232	692	133	382	358	199	291	178	434	-	3,076
2009	187	233	685	138	384	357	192	284	184	429	-	3,073
2010	189	236	677	141	375	319	187	292	165	432	-	3,013
2011	188	230	687	143	387	288	173	282	158	416	-	2,952
2012	187	234	655	140	400	254	169	274	156	300	-	2,769
2013	182	223	657	122	406	228	152	267	156	359	-	2,752
2014	178	229	652	131	389	226	139	265	159	358	-	2,726
2015	170	225	650	125	382	218	125	266	156	337	50	2,704
2016	166	229	620	119	374	238	164	267	153	339	49	2,718
2017	165	227	610	120	382	232	108	268	142	339	47	2,640
2018	153	225	615	132	378	227	100	274	142	335	47	2,628
2019	155	218	575	132	381	220	88	279	142	347	50	2,587
2020	151	221	571	122	338	208	81	219	138	350	57	2,456
2021	141	193	555	120	357	194	141	228	120	349	50	2,448

See notes 1, 2 and 3.

Part 5: Notes

OVERVIEW

1. The Scope of This Report

The Vermont Department of Mental Health (DMH) is responsible for a variety of publicly funded outpatient, inpatient, residential, and support services provided to children and adults who have an emotional disturbance, crisis, and/or mental illness. DMH contracts with one designated agency (DA) in each geographic region of the state to be responsible for ensuring needed services are available through local planning, support coordination, and outcomes monitoring within their region. A specialized service agency (SSA) is a separate entity also contracted by DMH that provides community services to a specific population. This report describes clients served and services provided during FY2021 by ten designated agencies, two specialized service agencies for mental health services, and the Vermont Psychiatric Care Hospital (VPCH). Specialized Service Agencies that provide services under contract with the Division of Alcohol and Drug Abuse Program (ADAP) Department of Aging and Independent Living (DAIL) are not included in this report.

The Department of Mental Health is responsible for the Vermont Psychiatric Care Hospital (VPCH) and mental health programs at Vermont's designated agencies, including Children's Services Programs, Adult Mental Health Outpatient Programs, Community Rehabilitation and Treatment Programs, and Emergency Services Programs. On intake, most clients are assigned to one of these programs within the agency (primary program assignment). The services clients receive may be provided by more than one program in that agency (program of service). Many designated agencies also provide substance abuse services under contract with the State's Division of Alcohol and Drug Abuse Programs (ADAP) in the Department of Health. Data on this latter type of service is no longer contained in this report.

Prior to the arrival of Tropical Storm Irene in August 2011, the Vermont State Hospital had been a state-operated psychiatric hospital located in Waterbury, Vermont. The Vermont State Hospital (VSH) served Vermont Residents with serious mental illness since the 1890s. In the wake of Tropical Storm Irene, VSH ceased to exist as a center of treatment. During its last years, VSH served patients on both a short- and long-term basis. Short-term patients included adults who were experiencing an acute psychotic episode and criminal defendants referred to the hospital for psychiatric evaluation of sanity and/or competency to stand trial. Longer-term patients included those with a chronic mental illness who continued to be too actively psychotic to be integrated into the community and patients whose mental disorders and physical handicaps required a higher or more specialized level of care than is available in the community. Inpatient mental health care continues to be provided by five regional hospitals in Vermont as well as the Brattleboro Retreat. Data on clients served by these facilities are not included in this report.

In January 2013, the Department of Mental Health opened Green Mountain Psychiatric Care Center (GMPCC), an interim eight bed psychiatric facility in Morrisville, Vermont, to serve as a center of treatment for short-term psychiatric stays. The State changed the name of this State Hospital to the Vermont Psychiatric Care Hospital (VPCH) in the latter part of FY2014. Construction was completed on a new state psychiatric hospital in Berlin, Vermont in July 2014. In June 2013, Middlesex Therapeutic Community Residence (MTCR) opened with seven beds to serve as a center of treatment for long-term patients who require a more specialized level of care than is available in the community.

Children's Services Programs provide services to children and families who are either undergoing emotional or psychological distress or having problems adjusting to changing life situations. These programs primarily provide outpatient services (clinical, service planning, community supports, crisis and respite services), although several agencies also provide residential services for children and adolescents who have a severe emotional disturbance.

Adult Mental Health Outpatient Programs serve individuals 18 years of age and older who are experiencing emotional, behavioral, or adjustment problems severe enough to warrant professional attention, but who do not have serious disabilities. Services offered include clinical, service planning and community support services and some crisis services.

Community Rehabilitation and Treatment (CRT) Programs serve adults with severe and persistent mental illness. In addition to regular clinical services, CRT Programs provide day treatment services, service planning, community supports, supported employment and a variety of housing services to clients who have a major mental illness.

Emergency Services Programs serve individuals who are experiencing an acute mental health crisis. Emergency services include diagnostic and psychotherapeutic services such as evaluation of the client and the circumstances leading to the crisis, crisis counseling, screening for hospitalization, referral and follow-up. These services are provided on a 24 hours a day, 7 days a week basis with both telephone and face-to-face services available as needed.

Starting in March 2020, many aspects of the statewide mental health system of care were impacted by the Covid-19 virus pandemic. Impacts for care were statewide mandates for physical distancing and staffing issues impacted inpatient, residential, and crisis facilities; social distancing, stay at home and quarantine orders impacted services

provided by Designated Agencies and Specialized Service Agencies; and fewer patients elected to seek care in community or inpatient/residential settings most likely due to concerns of virus spread.

2. Community Provider Agencies

Community-based services are provided to individuals across the state through contracts with nonprofit community provider agencies. The community provider agencies are designated by DMH at differing levels: designated agencies (DAs) and specialized service agencies (SSAs). The agencies and the areas they serve are described below.

Designated Agencies

DMH funds community mental health services provided by designated agencies (DAs). Each DA serves a specific region or catchment area. Mental health service catchment areas broadly align with counties with the exceptions noted below. Together these mental health areas cover the entire state. Populations for these catchment areas are based on National Census figures obtained from the Vermont Department of Health.

The Counseling Service of Addison County (CSAC) serves all of Addison County except the towns of Granville and Hancock.

Northwestern Counseling and Support Services (NCSS) serves Franklin County and Grand Isle County.

The Howard Center (HC) serves Chittenden County.

Lamoille County Mental Health Services (LCMH) serves Lamoille County. For Children's Services, Lamoille also serves the towns of Craftsbury, Greensboro, Hardwick, and Stannard from the Northeast Kingdom, and Woodbury from Washington County.

Health Care and Rehabilitation Services of Southeastern Vermont (HCRS) serves all of Windham County and Windsor County except the towns of Bethel, Rochester, Royalton, Sharon and Stockbridge.

Northeast Kingdom Human Services (NKHS) serves Caledonia, Essex and Orleans Counties except the towns of Craftsbury, Greensboro, Hardwick, and Stannard for Children's Services.

The Clara Martin Center (CMC) serves recipients in Orange County (except the towns of Orange, Williamstown, and Washington, which are served by WCMH), the towns of Granville and Hancock in Addison County, and the towns of Bethel, Rochester, Royalton, Sharon and Stockbridge in Windsor County.

Rutland Mental Health Services (RMHS) serves Rutland County.

United Counseling Services (UCS) serves Bennington County.

Washington County Mental Health Services (WCMH) serves Washington County as well as the towns of Orange, Williamstown, and Washington from Orange County, with the exception of Woodbury for Children's Services.

Specialized Service Agencies

DMH contracts with two SSAs that provides community mental health services to a specific population.

The Northeastern Family Institute (NFI) in Williston provides intensive residential treatment for children and adolescents from all parts of Vermont who are experiencing a severe emotional disturbance.

Pathways serves a statewide population of consumers experiencing homelessness or early crisis, and veterans needing short-term supportive services

3. Clients Served

This report is based on a complete enumeration of clients served by Children's Services Programs, Adult Mental Health Outpatient Programs, Community Rehabilitation and Treatment Programs, Emergency Service Programs, and VPCH. Although clients may receive services from more than one of these community-based programs, each client has a primary program assignment within the agency providing the services. Clients involved in other programs such as Retired Senior Volunteers Programs (RSVP), Head Start Programs, and Countermeasures Regarding Alcohol Safety

on the Highway (CRASH) Programs are included only if they were also served by one of the programs listed above. Clients and services reported for NFI include only those who receive DMH-funded services.

Tables that describe clients categorize them according to their primary program assignment rather than the program(s) by which they were served. Because of this, the numbers of clients served within each community service provider agency and VPCH represent an unduplicated count of individual clients. Clients served by more than one program at a provider agency are counted only once and categorized under their most recent primary program assignment. Individuals who were served by more than one provider agency, however, are counted more than once, as are individuals served by a provider agency and VPCH. Clients who had not been assigned to a specific program as of the end of the fiscal year are reported as "unassigned". Table entries with the symbol "-" indicate "no data reported". Percentages less than 0.5% are represented as "<0.5%". True zero data points are represented by "0".

Tables that describe services provided by programs at community provider agencies categorize clients according to the program by which services were provided. Because of this, clients who received services from more than one program are counted more than once in tables which describe the services provided. Thus, the client totals in the tables that describe services do not equal the client totals in the tables that describe demographics.

Many DAs do not register or record mental health services to every individual who might be seen during client treatment. Collaterals, such as parents, children, or spouses of registered clients, for instance, frequently receive services coincident to services to the primary client. Family therapy is especially likely to involve individuals who do not become registered clients. Therefore, the number of clients reported would be substantially fewer than the actual total number of individuals seen.

The rates of clients served per 1,000 population in Table 1-2 are presented as a comparable standardized measure: the proportion of residents in a specified geographical region who are served by specified programs. This utilization rate is computed according to the formula:

$$R = \frac{1,000 C}{P}$$

where R is the rate of clients served per 1,000 population, C is the number of clients served, and P is the age-specific population of the geographic area in question. Children's Services utilization rates are based on the catchment area population of residents under 18 years of age. CRT, Adult Mental Health Outpatient, and VPCH service utilization rates are based on adult population counts. Total population counts are used to calculate utilization rates for unassigned clients. Note that in earlier versions of this report (prior to FY2001) all program utilization rates were based on total population figures. Counts for the catchment area populations were based on National Census figures (July 1, 2019) obtained from the Vermont Department of Health, adjusted for each fiscal year and catchment area.

Vermont Population of Service Areas

Provider/Catchment Area		Youth < 18	Adult 18+	Total
Statewide		114,005	509,984	623,989
CSAC	Addison	5,957	30,181	36,138
NCSS	Franklin/Grand Isle	12,136	44,501	56,637
HC	Chittenden	28,538	135,236	163,774
LCMH	Lamoille	6,237	20,248	26,485
HCRS	Southeast	15,855	73,282	89,137
NKHS	Northeast	11,049	51,168	62,217
CMC	Orange	5,723	26,302	32,025
RMHS	Rutland	10,218	47,973	58,191
UCS	Bennington	6,608	28,862	35,470
WCMH	Washington	11,684	52,231	63,915

4. Age

The age of clients was calculated from their date of birth and to December 31, 2020, the midpoint of the period covered by this report.

5. Income

Income is based on clients' or their families' report of gross annual household income. The income reported should include all sources of income including Supplemental Security Income (SSI) benefits, welfare payments, unemployment compensation, alimony and child support payments, in addition to income earned from employment or investment. All income from all members of a residential/economic unit should be included. If a client lives with unrelated others with whom he or she does not pool financial resources, income of the other resident(s) should not be counted toward the client's income.

6. Responsibility for Fee

Responsibility for fee is reported for five categories: Medicaid, Medicare, Other Insurance, State Agency Contract, and Uninsured. Providers can report up to three payers for each client. Therefore, the categories are not mutually exclusive and clients may be counted in more than one category. "Medicaid" includes all clients who are covered by Medicaid, including people on the Medicaid Waiver. "Medicare" includes all clients who are covered by Medicare. "Other Insurance" includes all clients with third-party insurance, excluding Medicaid and Medicare. This category includes private insurance, service contracts, Veterans Administration, Civilian Health and Medical Program of the Uniformed Services (CHAMPUS), and worker's compensation. "State Agency Contracts" includes clients whose services are partly funded by DMH, ADAP, DCF, DAIL, and Vocational Rehabilitation contracts. Finally, the "Uninsured/unknown" category is the residual category for clients who are not reported in any of the other categories noted above.

Medical insurance does not necessarily cover mental health services. Even when these services are covered, the reimbursement may be substantially less than the cost of the services. Because of this, insured clients should be considered partly self-paying clients as well.

Information on responsibility for fee presented here is current as of the end of the report period (June 30, 2021). Since insurance coverage is subject to change, the insurance coverage reported here may not have been in effect for the entire fiscal year. The insurance coverage data currently available in the VPCH EHR is considered billing data and not patient coverage data. Responsibility for fee data was reported starting in the FY17 Statistical Report.

7. Diagnosis

On October 1, 2015, the National Center for Health Statistics (NCHS) implemented the International Statistical Classification of Diseases and Related Health Problems, 10th revision (ICD-10) to replace the earlier version of this classification referred to as ICD-9. New diagnostic categories included in this report are based on the American Psychiatric Association's *Diagnostic and Statistical Manual of Mental Disorders*, Fifth Edition (DSM-V). Specific diagnoses have been grouped into diagnostic categories according to the following specifications:

ICD-10 Diagnosis:

Mental disorders due to known physiological conditions F01-F09

Mental and behavioral disorders due to psychoactive substance use F10-F19

Schizophrenia, schizotypal, delusional, and other non-mood psychotic disorders F20-F29

Mood [affective] disorders F30-F39

Anxiety, dissociative, stress-related, somatoform and other nonpsychotic mental disorders F40-F48

Behavioral syndromes associated with physiological disturbances and physical factors F50-F59

Disorders of adult personality and behavior F60-F69

Intellectual Disabilities F70-F79

Pervasive and specific developmental disorders F80-F89

Behavioral and emotional disorders with onset usually occurring in childhood and adolescence F90-F98

Unspecified mental disorder F99

8. Problems

Part of the intake process for each client is a problem checklist. The problem areas are not mutually exclusive, as an individual may have more than one type of problem. Since this assessment is conducted only at intake, the problems may not be current for long-term clients. Problems apparent at intake may have been resolved and/or new problems may have arisen. Also, clients admitted prior to FY2002 were not assessed with reference to Mood, Criminal, Victim and Runaway. Problem area information is not collected for clients treated at VPCH.

9. Length of Stay

Information on clients' length of stay is based on admission dates reported by community provider agencies and VPCH. These dates represent the most recent admission for the clients, not the date of their first admission. For this reason, these figures may substantially understate the total length of time clients had been in treatment.

Community provider agencies vary in their standard operating procedures with regard to discharging and readmitting clients. Some agencies routinely discharge clients after specified periods of inactivity. Other programs rarely discharge long-term clients with severe and persistent disorders.

TYPES OF SERVICE

10. Clinical Interventions

Individual, Family and Group Therapy

Individual, Family and Group Therapy refers to all psychotherapeutic and substance abuse services. Individual Therapy is a method of treatment that uses the interaction between a therapist and the individual to facilitate emotional or psychological change, to alleviate distress, and change substance use. Family Therapy is a method of treatment that uses the interaction between a therapist and the individual together with family members to facilitate emotional or psychological change and to alleviate distress. Group Therapy is a method of treatment that uses the interaction between a therapist and the individual together with peers to facilitate emotional or psychological change and to alleviate distress.

Psychotherapeutic services described in this report refer to services received by clients. A group therapy session in which one clinician meets with five clients, for instance, is counted as five services. Individual therapy sessions involving couples or families may involve multiple services as well. Individual and family therapy sessions tend to last about one hour. Individual, family and group therapy services are reported for nonresidential programs only.

Medication and Medical Support and Consultation Services

Medication and Medical Support and Consultation Services include evaluating the need for, prescribing and monitoring medication, and providing medical observation, support and consultation for an individual's health care. These services include evaluation of the need for psychoactive medication, the prescription by a qualified clinician, therapist, psychiatrist or nurse practitioner of psychoactive drugs intended to mitigate or prevent symptoms of mental illness and the monitoring and assessment of patient reaction to prescribed drugs. Medication and Medical Support and Consultation Services are reported for nonresidential programs only.

Clinical Assessment

Clinical Assessment refers to psychiatric, psychological, psychosocial, substance abuse, and/or developmental assessment sessions and the preparation of individualized plans, including the administration and interpretation of psychometric tests and the preparation of reports. Clinical Assessment services are reported for outpatient programs only when they are recorded as a separate service.

11. Day Services

The Day Services include both community-based Day Services and Partial Hospitalization. Note that Children's Services do not provide day services.

Day Services are group recovery activities in a milieu that promotes wellness, empowerment, a sense of community, personal responsibility, self-esteem and hope. These activities are consumer-centered. This service provides socialization, daily skills development and crisis support, and promotes self-advocacy. The primary providers of Day Services are Community Rehabilitation and Treatment Programs.

Partial Hospitalization is an intensive (4-16 hours/day), time-limited (maximum 21 days) service provided as an alternative to inpatient care to prevent or shorten psychiatric hospitalization and promote recovery. Partial Hospitalization services are provided to individuals who would otherwise meet inpatient criteria, and medical personnel (nurse, physician) are accessible to provide services during hours of operation. Treatment modalities include diagnosis and evaluation; service planning and coordination; community supports; individual, group and family therapy; medication services and psycho-educational skill development for managing symptoms.

12. Service Planning and Coordination

Service Planning and Coordination falls under the broad category of Case Management. Service Planning and Coordination assists individuals and their families in planning, developing, choosing, gaining access to, coordinating and monitoring the provision of needed services and supports for a specific individual. Services and supports that are planned and coordinated may be formal (provided by the human services system) or informal (available through the strengths and resources of the family or community). Services and supports include discharge planning, advocacy, and monitoring the well-being of individuals (and their families) and supporting them to make their own decisions.

13. Community Supports

Community Supports fall under the broad category of Case Management. Community Supports include specific, individualized and goal-oriented supports, which assist individuals (and families) in developing the skills and social supports necessary to promote recovery. These supports may include assistance in daily living, counseling, support to participate in community activities, collateral contacts, and building and sustaining healthy personal, family and community relationships. All of these activities may also be provided in a group setting. Community Supports may further include family education, consultation and training services that provide family members, significant others, home providers and foster families with the knowledge, skills, and understanding necessary to promote positive change.

14. Employment Services

Employment Services assist transition-age youth and adults in setting and achieving career and work goals. These services have four components. Employment assessment involves evaluation of the individual's work skills, identification of the individual's preferences and interests, and the development of personal work goals. Employer and job development helps clients gain employment by developing and supporting employers. Activities for employer development include identification, creation or enhancement of job opportunities, education, consulting, and assisting co-workers and managers in supporting and interacting with individuals. Job training assists an individual to begin work, learn the job, and gain social inclusion at work. Ongoing support to maintain employment involves activities needed to sustain paid work. These supports and services may be given both on and off the job site, and may involve long-term and/or intermittent follow-up.

Table 1-14 reports provision of these services by program of service. A further breakdown by community provider for Community Rehabilitation and Treatment Programs, the primary provider of these services, is given in Table 2C-9.

15. Crisis Services

Crisis Services are time-limited, intensive supports provided for individuals and families who are currently experiencing, or may be expected to experience, a psychological, behavioral, or emotional crisis. Services may also be provided to the individual's or family's immediate support system. These services are available 24 hours a day, 7 days a week. Crisis Services consist of two component parts: (1) Emergency/Crisis Assessment, Support and Referral, and (2) Emergency Beds.

Emergency/Crisis Assessment, Support and Referral

Emergency/Crisis Assessment, Support and Referral is a nonresidential service which includes initial information gathering, triage, training and early intervention, supportive counseling, consultation, referral and crisis planning. In addition, supports include: outreach and stabilization, clinical diagnosis and evaluation, treatment and direct support, and integration/discharge planning back to the person's home or alternative setting. Assessment may also include screening for inpatient psychiatric admission.

Emergency/Crisis Beds

Emergency Beds offer emergency, short-term, 24-hour residential supports in a setting other than the person's home. Table 1-15b reports provision of these services by program of service. A further breakdown by community provider for Community Rehabilitation and Treatment Programs is given in Table 2C-10b.

16. Housing and Home Supports

Housing and Home Supports provide services, supports and supervision to individuals in and around their residences up to 24 hours a day.

Residential services (by the day) are provided in a variety of settings. Staffed Living services are residential living arrangements for one or two people, staffed full-time by providers. Group Treatment/Living services are group living arrangements for three or more people. Licensed Home Providers/Foster Families are individualized shared-living arrangements for children, offered within Home Providers/Foster Families homes that are licensed. Unlicensed Home Providers/Foster Families are individualized shared-living arrangements for children and adults, offered within Home Providers/Foster Families homes. Both licensed and unlicensed home providers/foster families are contracted workers and are not considered staff in their role as contracted provider. All of the above services consist of residential days. Residential services in these settings frequently include planning and coordination together with other therapeutic, educational and supportive services as part of the overall residential service package.

Supervised/Assisted Living services (by the hour) are regularly scheduled or intermittent supports provided to an individual who lives in his or her home or that of a family member. These services are not provided by Children's Services Programs.

Residential facilities in the community for community mental health clients but not funded by the Department of Mental Health are not included in this report. These facilities include community care homes, nursing homes, boarding houses, and a number of other residential settings. Residential substance abuse treatment provided by designated agencies is also excluded from this report.

Institutional services are days in residence at VPCH. The day on which patients were admitted to this institution is included, while the day patients were discharged is excluded for purposes of determining length of stay. Residential services provided at the Brattleboro Retreat are not included in this report.

17. Respite Services

Respite services assist family members to help support specific individuals with disabilities. Respite services (by the hour or by the day/overnight) are provided on a short-term basis. Respite services offer relief to those persons normally providing care to individuals who cannot be left unsupervised. Respite services are provided by Children's Services. Respite service data may be incomplete as arrangements and reporting vary from agency to agency.

18. Condition on Termination

Clinical staff are asked to rate the condition of each client whose case is closed as "improved," "unchanged," or "worse". These ratings represent the professional opinion of the clinicians. Condition on termination is not reported by VPCH.

Discharge rates reported for designated agency clients may underestimate the actual rates. This occurs because it was not possible to identify clients who were discharged during a quarter in which they received services and their condition on termination had not yet been rated.

Clients who died while they were on the rolls of a community program or an institution are counted as discharged clients and are included in the discharge rate.

VERMONT PSYCHIATRIC CARE HOSPITAL

19. Admissions and Discharges

Admissions to and discharges from the Vermont Psychiatric Care Hospital (VPCH) include both first admissions and readmissions. Individuals with more than one admission or discharge during the fiscal year have been counted more than once in these totals.

For purposes of calculating total patient days and overall daily census, the day of admission and each day each patient remains in the hospital is counted as a full day in residence, while the day each patient is discharged is not counted as a day in residence.

20. Legal Status

Patients are admitted to the Vermont Psychiatric Care Hospital (VPCH) in one of several legal statuses. These have been grouped into four categories for purposes of this report: voluntary, emergency, forensic, and other. Emergency, forensic, and other admissions are all involuntary admissions to VPCH.

Voluntary admissions include conditional voluntary admissions and regular voluntary admissions. In order to qualify as a conditional voluntary admission, the patient must have enough insight and capacity to make a responsible application and that they consent to admission voluntarily, without any coercion or duress. Voluntary admission status may be terminated by the patient or facility director at any time. VPCH is an involuntary treatment facility; however, the category for voluntary admission is preserved for any exceptions.

Emergency admissions include admissions for emergency examination and admissions under a warrant for emergency examination. Admissions for emergency examination occur upon written application by an interested party accompanied by a certificate signed by a licensed physician who is not the applicant. The application sets forth the facts and circumstances which constitute the need for an emergency examination, showing that the person is in need of treatment. After being examined by a psychiatrist and found to be in need of hospitalization, the application for involuntary treatment is filed with the Vermont Superior Court Family Division. A hearing date is then set. Patients are sometimes discharged prior to the hearing date.

Admissions under a warrant for emergency examination occur in emergency circumstances in which a certification by a physician is not available without serious and unreasonable delay and when personal observation of the conduct of a person constitutes reasonable grounds to believe that the person is in need of treatment and that he or she presents an immediate risk of serious injury to self or others. A law enforcement officer or mental health professional may make an application, not accompanied by a physician's certificate, to any superior court judge for a warrant for emergency examination. If the judge is satisfied that a physician's certificate is not available without serious and unreasonable delay and that probable cause exists to believe that the person is in need of an emergency examination, the judge may order the person to submit to an immediate examination. Upon admission, the person shall be assessed and certified as a person in need of treatment. If not certified, the person must be discharged immediately.

Forensic admissions include admissions of persons who have been ordered by the Vermont Superior Court Criminal Division to undergo an inpatient competency and/or sanity evaluation in connection with a criminal charge. Before a person who has been ordered to undergo such an evaluation can actually be admitted, a psychiatrist must assess the person and determine that he or she is a person in need of treatment. An outside forensic psychiatrist examines and

evaluates the person to determine if he or she is competent to stand trial for the alleged offense or was insane at the time of the alleged offense was committed. These orders vary in length, and often range from 15 to 60 days. Once the evaluation has been completed and a report is received by the court, a hearing date is set to consider the issue of competency and/or sanity. If the person is found not competent and/or insane, the court will schedule a separate hearing to consider whether inpatient treatment is necessary. If the court concludes that the person is in need of inpatient treatment, a 90-day hospitalization order shall be issued.

Depending on the circumstances, some patients hospitalized through the criminal court have to be returned to court before being released to the community. Written notice of discharge may also be required. Initial court orders of hospitalization, whether through the family or criminal court, are for 90-days. If the patient is not clinically ready for discharge prior to the expiration of that period, the Commissioner may file an application for continued treatment (ACT) seeking continued hospitalization for up to one year.

A less common type of admission occurs when a person's order of non-hospitalization (ONH) is revoked by the Vermont Superior Court Family Division. A revocation of an order of non-hospitalization occurs when a judge revokes an order because the person failed to comply with the conditions of the order. Once an ONH has been revoked, the person may be hospitalized for a period up to the expiration date of the ONH.

Another type of admission may occur when a patient who has already been involuntarily hospitalized and is receiving treatment in another facility (in or out-of-state) is transferred to the hospital pursuant to the interstate or intrastate compacts.

21. Type of Admission

Patients reported as first admissions to the Vermont Psychiatric Care Hospital (VPCH) have had no previous admissions to that institution. Patients reported as readmissions have previously been admitted to the hospital, although those admissions may not have occurred during the report period. The length of stay of first admissions includes all of the time these patients have spent at VPCH, while the length of stay of readmissions includes only the current admission, which may be only a fraction of their total time in the hospital.

22. Discharge Rate

The discharge rate for clients admitted to the Vermont Psychiatric Care Hospital (VPCH) during FY2021 (Tables 3-14 through 3-19) is based on the number of days between each patient's admission to the hospital and his or her discharge. Patients discharged six or fewer days after their admission are reported as discharged within 1 week, patients discharged 13 or fewer days after their admission are counted as discharged within 2 weeks, etc. Discharge rates are cumulative, not mutually exclusive. Patients counted as being discharged within one week of their admission are also counted as being discharged within two weeks of their admission, etc.

23. Length of Stay

Two measures of the length of stay of patients in residence at the Vermont Psychiatric Care Hospital (VPCH) at the end of the fiscal year are presented in Tables 3-20 through 3-25. The arithmetic mean is derived by adding the length of time between each patient's most recent admission and the last day of the fiscal year (June 30, 2021) and dividing the grand total by the number of patients in residence at the end of the year. The median length of stay is the time between the most recent admission and the end of the year for the patient who had been at the hospital as long as half of the patients in residence. The median is the fiftieth percentile.

At any given time, many patients will have been in the hospital relatively short periods of time while a few patients will have been in the hospital for very long periods of time. Because of this, the distribution of lengths of stay is skewed to the right. In this situation the mean is always greater than the median. The arithmetic mean presents a more accurate picture of the total utilization of VPCH by all patients in the various categories reported, while the median presents a more accurate picture of the length of stay of individuals in those categories.